

2021 EAST CENTRAL PINTO JUBILEE PATTERN BOOK

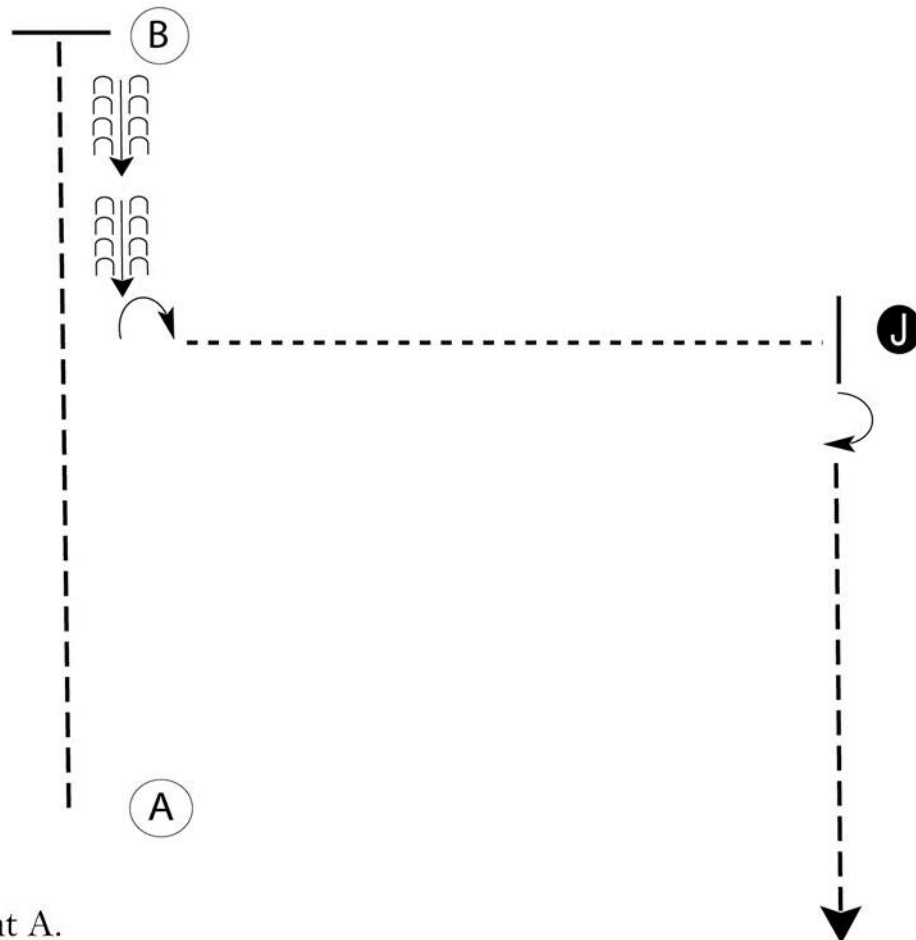
NOTE: This Pattern Book offered for your convenience. It is the exhibitors responsibility to check the official posted patterns prior to showing for any last minute corrections.

Revised 7/8/21 RLM

2021 EAST CENTRAL PINTO JUBILEE PATTERN BOOK

WESTERN SHOWMANSHIP (YA,AM MINI 1-10)

Show Date: 07/31-8/01/2021



Be ready at A.

1. Trot to B and stop.
2. Back until even with judge.
3. Perform a 90 degree turn. Walk to judge.
4. Stop, set up, inspection.
5. When dismissed, perform a 90 degree turn.
6. Trot to the line up or follow the directions of the ring steward.


Walk -----
Trot -----
Back ←
Marker (B)
Judge (J)

2021 EAST CENTRAL PINTO JUBILEE PATTERN BOOK

WESTERN SHOWMANSHIP (Walk Trot 11,12,13,14)


Show Date: 07/31-8/01/2021

AM W/T is walk only



Be ready at A.

1. Trot to B and stop.
2. Perform a 90 degree turn. Walk to judge.
3. Stop, set up, inspection.
4. When dismissed, perform a 90 degree turn.
5. Trot to the line up or follow the directions of the ring steward.

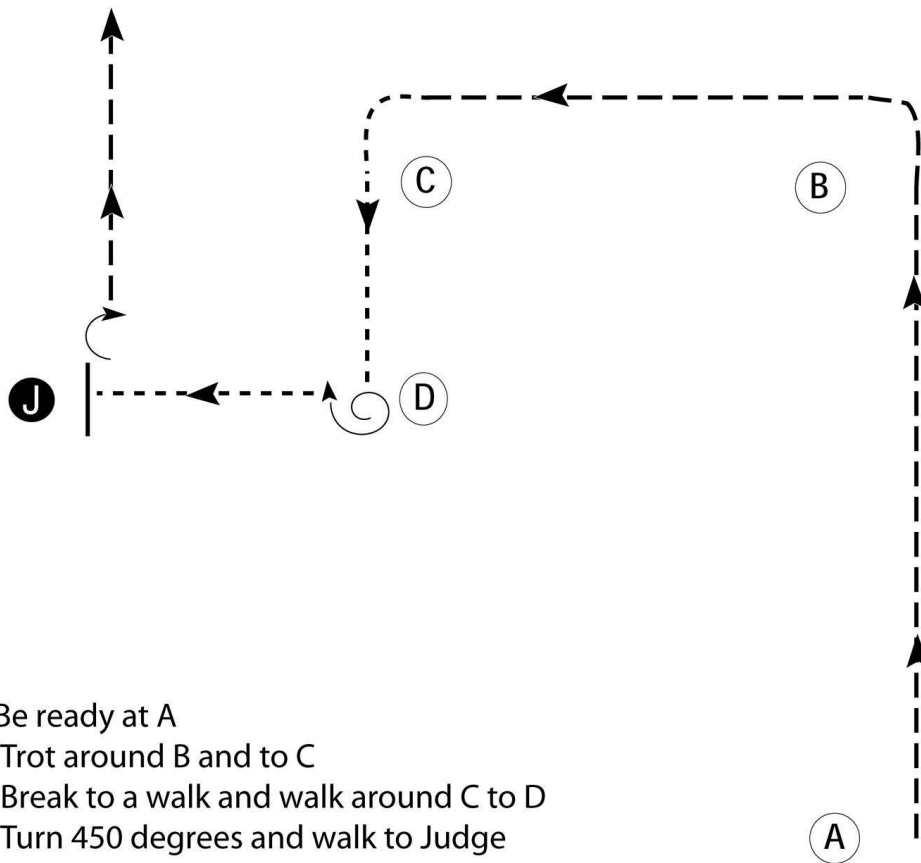
Walk	-----
Trot	-----
Back	← 
Marker	ⓑ
Judge	ⓐ

2021 EAST CENTRAL PINTO JUBILEE PATTERN BOOK


Classes 49-53

ENGLISH SHOWMANSHIP

Show Date: 07/31-8/01/2021



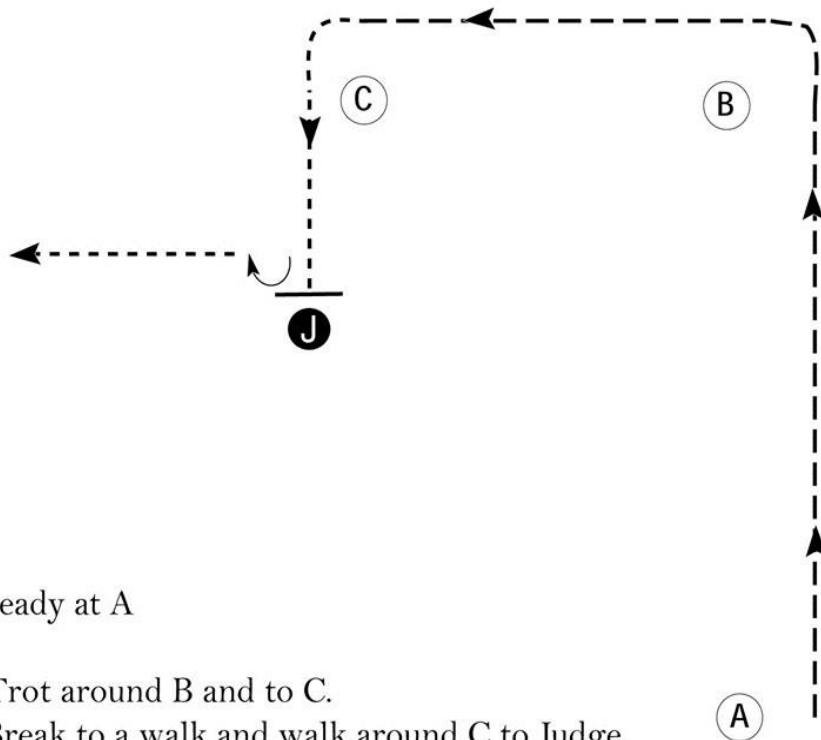
1. Be ready at A
2. Trot around B and to C
3. Break to a walk and walk around C to D
4. Turn 450 degrees and walk to Judge
5. Stop and set up for inspection
6. When dismissed, turn 90 degrees and trot away from judge

Walk	-----
Trot	- - - - -
Back	← 
Marker	ⓑ
Judge	ⓙ

2021 EAST CENTRAL PINTO JUBILEE PATTERN BOOK

ENGLISH SHOWMANSHIP (Walk only 54, Walk/Trot 55)

Show Date: 07/31-8/01/2021



Be ready at A

1. Trot around B and to C.
2. Break to a walk and walk around C to Judge.
3. Stop and set up for inspection.
4. When dismissed, turn 90 degrees and trot away from judge.

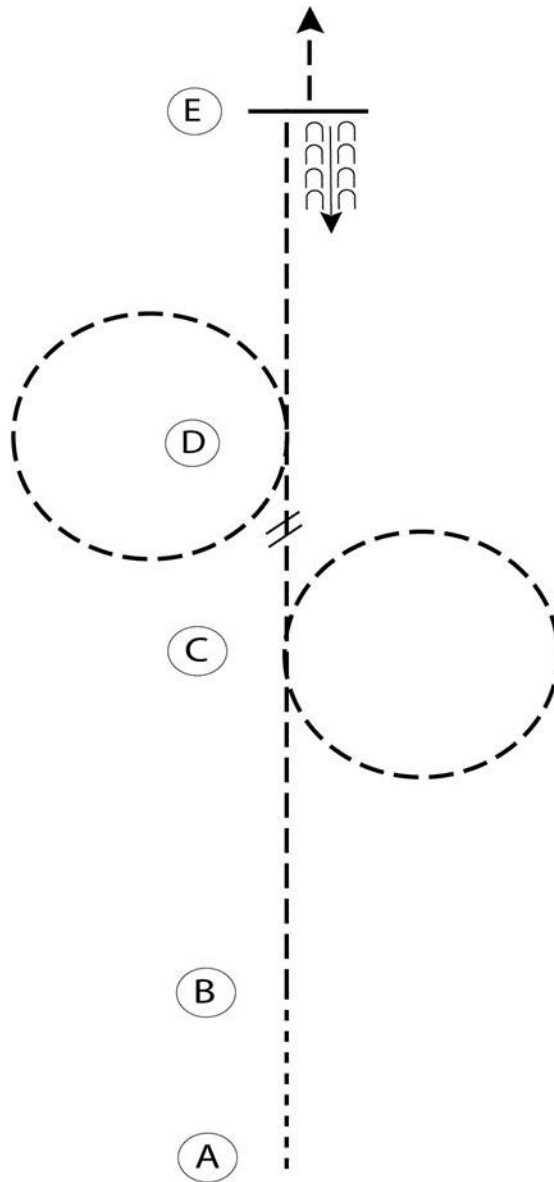
Follow the instructions of your ring steward.

Walk -----
Trot - - - - -
Back ← ≡≡≡≡≡
Marker (B)
Judge (J)

2021 EAST CENTRAL PINTO JUBILEE PATTERN BOOK

ENGLISH EQ W/T (YA,AM WALK TROT 75,76,
Bareback EQ 137)

Show Date: 07/31-8/01/2021



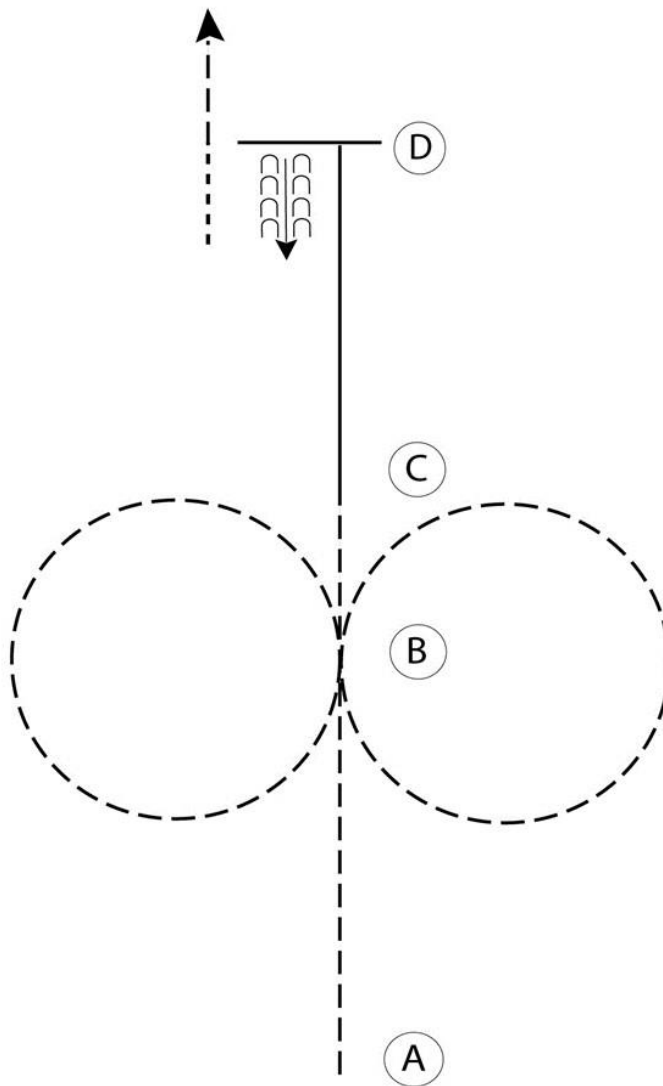
1. Walk from A to B
2. At B posting trot left diagonal
3. At C trot a circle to the right
4. Change diagonals between C and D
5. Trot a circle to the left around D
6. Trot to E, stop and back
7. Sitting trot to the exit

Walk	-----
Trot	- - - - -
Extended Trot	— — — — —
Canter	—————
Leg Yield	
Lead Change	↗ ↘
Back	← ← ← ← ←
Marker	(B)
Sidepass	← — — — — →
Hand Gallop	— — — — —

2021 EAST CENTRAL PINTO JUBILEE PATTERN BOOK

ENGLISH EQ (YA,AM 77,78,79,80)

Show Date: 07/31-8/01/2021



1. Sitting trot from A to B
2. Perform a figure eight at the posting trot starting to the right
3. Continue posting trot to C
4. Canter right lead to D
5. At D stop and back five steps
6. Walk five steps and trot to the line

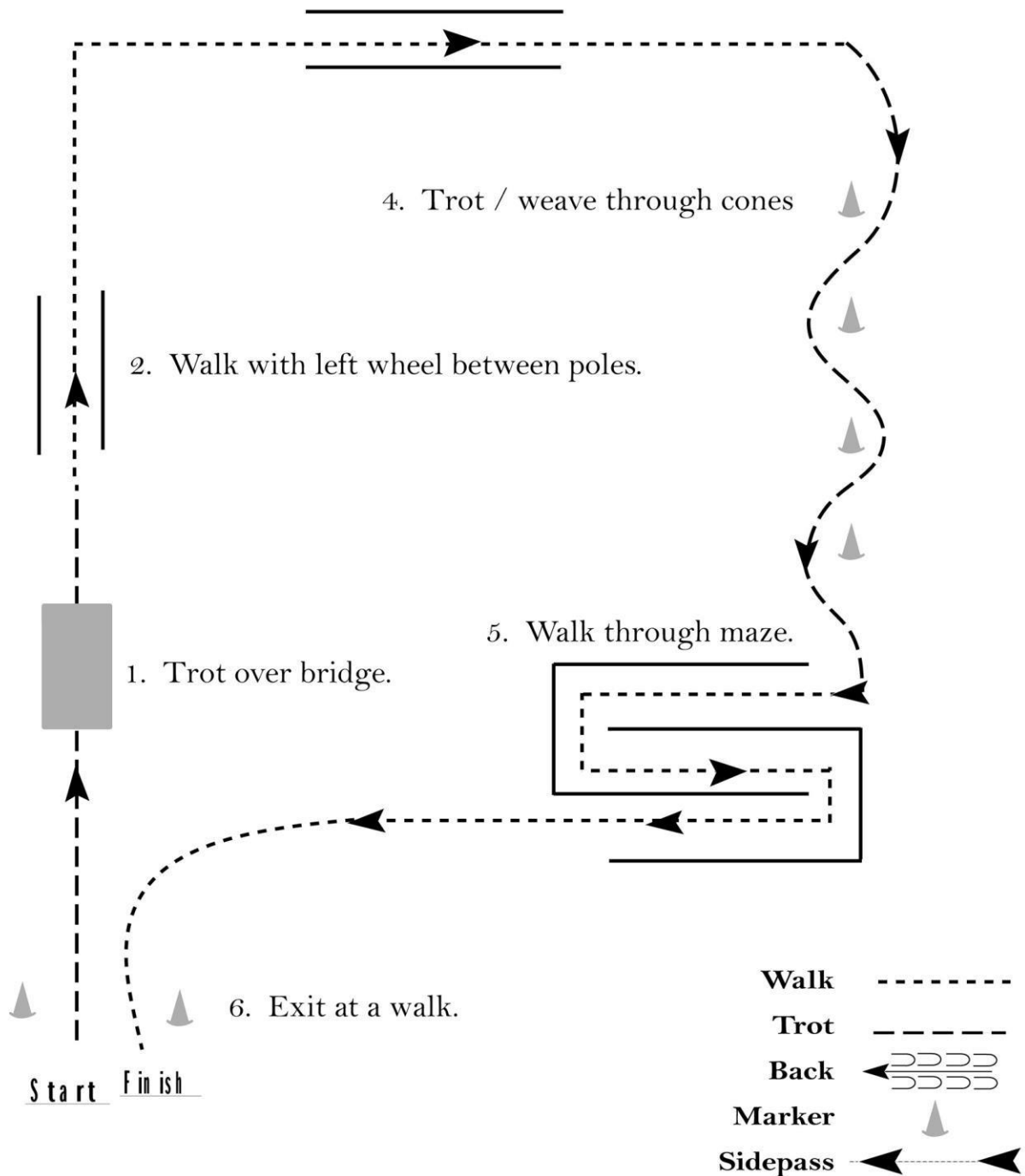
Walk	-----
Trot	- - - - -
Extended Trot	=====
Canter	=====
Leg Yield	
Lead Change	↗ ↘
Back	← ← ← ← ←
Marker	(B)
Sidepass	← ← ← ← ←
Hand Gallop	=====

2021 EAST CENTRAL PINTO JUBILEE PATTERN BOOK

Obstacle Driving Classes 87-90

Show Date: 07/31-8/01/2021

3. Walk through elevated poles.



2021 EAST CENTRAL PINTO JUBILEE PATTERN BOOK

Classes 98-102

CLOVER LEAF BARREL PATTERN IN 2020 RULE BOOK

See page 164

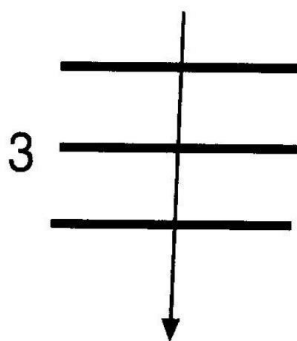
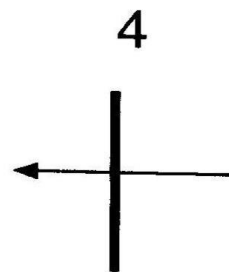
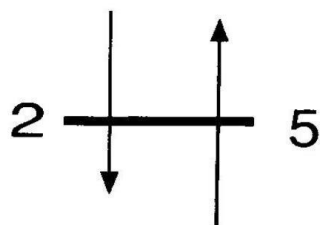
Classes 103

STAKE RACE PATTERN IN 2020 RULE BOOK

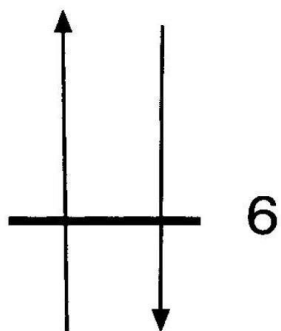
See page 166

Class 104

Miniature Hunter Over Fences In-Hand Class



Double IN-N-Out



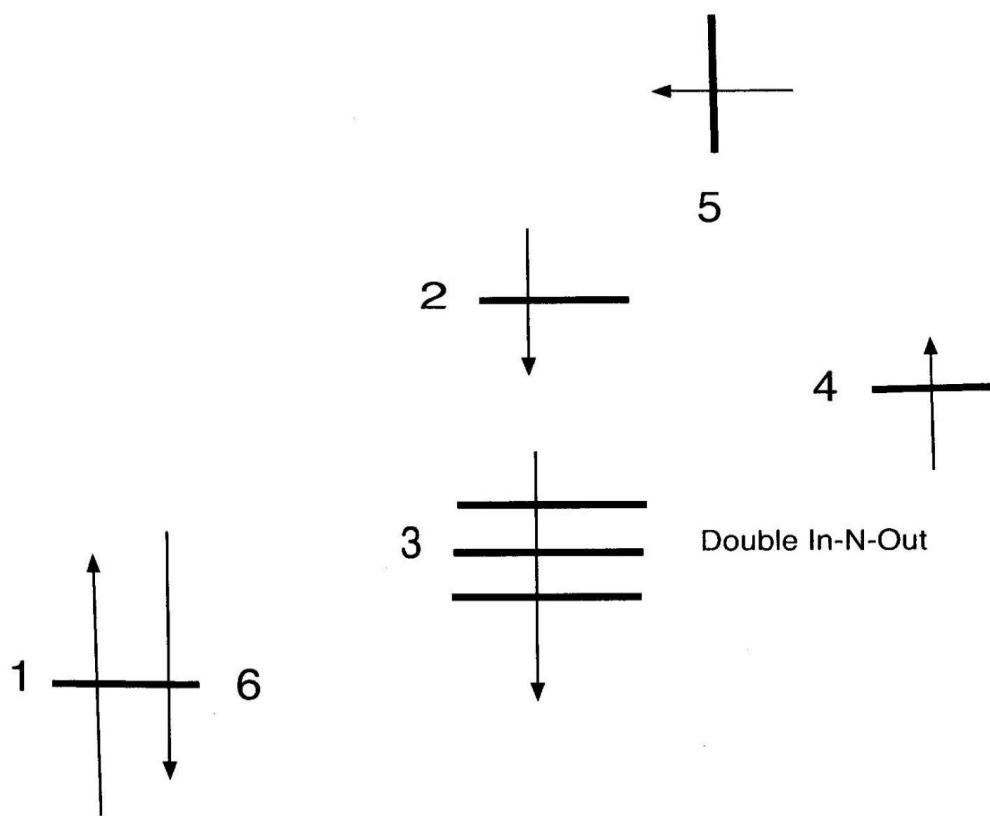
Start/FINISH



2021 EAST CENTRAL PINTO JUBILEE PATTERN BOOK

Classes 105-108

Jumping-in-Hand Classes

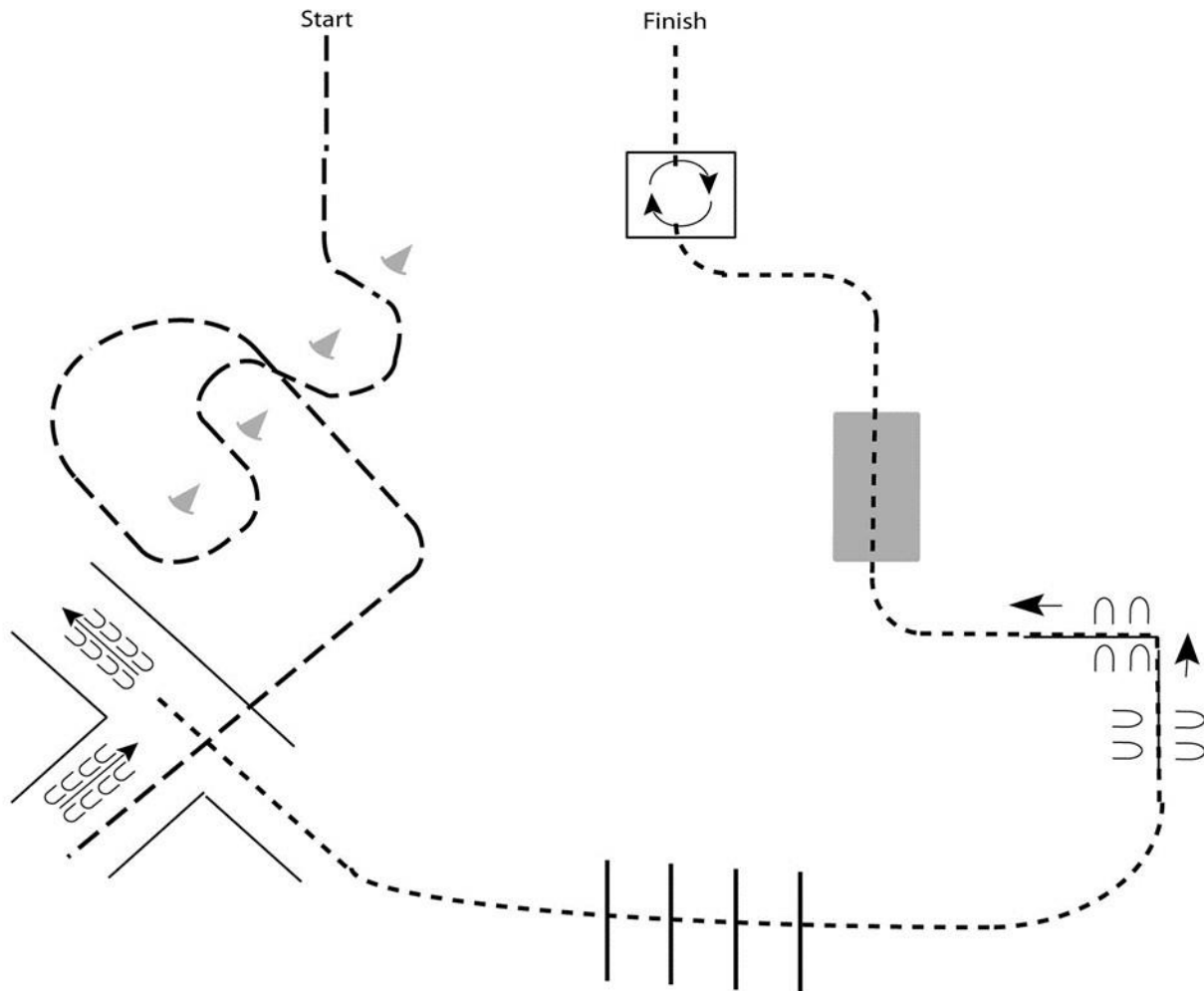


Start/FINISH

2021 EAST CENTRAL PINTO JUBILEE PATTERN BOOK

ENGLISH and WESTERN TRAIL (Classes 109-115)

Show Date: 07/31-8/01/2021



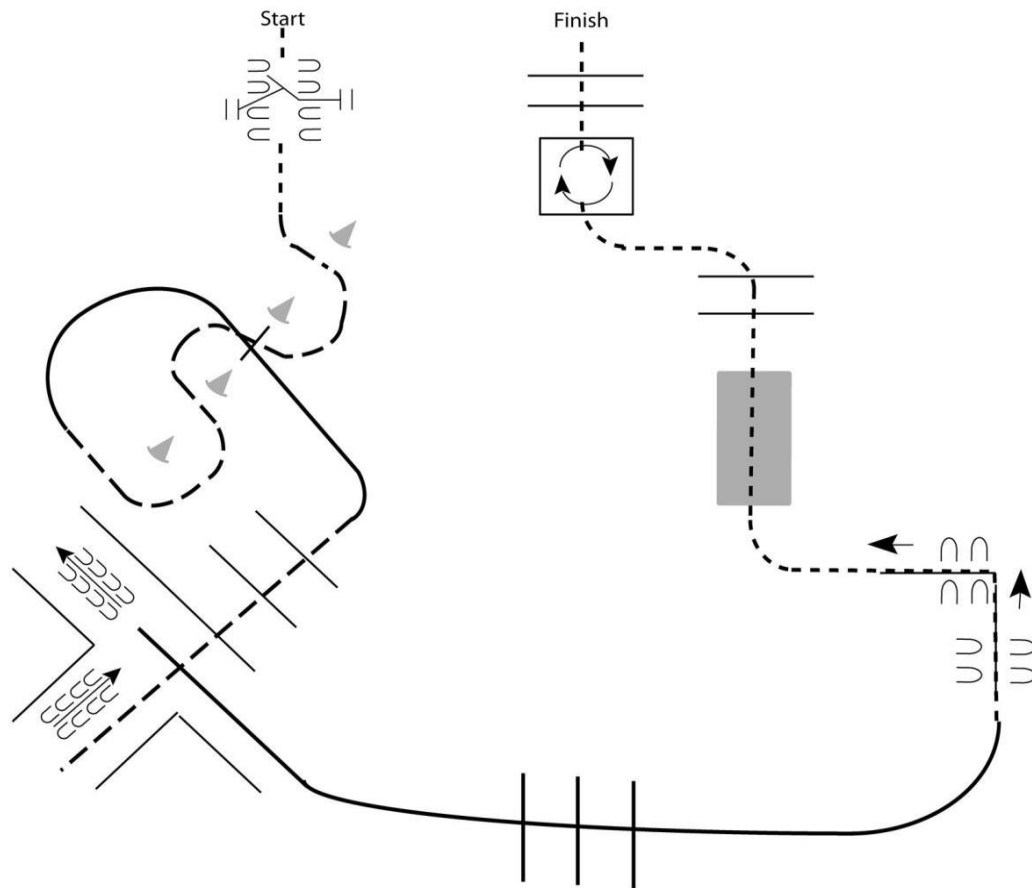
1. Trot through cones
2. Continue to trot into chute
3. Back the L
4. Walk over poles to sidepass
5. Sidepass left over poles
6. Walk over bridge and into box
7. Perform a 360 degree turn to the right, walk out of box and to finish

Walk	-----
Jog	-----
Extended Jog	-----
Lope	-----
Leg Yield	
Lead Change	---/---
Back	←--->
Marker	(B)
Sidepass	←-----→

2021 EAST CENTRAL PINTO JUBILEE PATTERN BOOK

ENGLISH and WESTERN TRAIL (Classes 116-126;124 AM Trot @Lope)

Show Date: 07/31-8/01/2021



Begin at Start.

1. Walk to and work gate.
2. Jog through cones.
3. Lope right lead to poles.
4. Jog over poles into chute.
5. Back the L.
6. Lope left lead over poles.
7. Side pass left over poles.
8. Walk over bridge, poles and into box.
9. Perform a 360 degree turn to the right, walk out of box and over poles to finish.

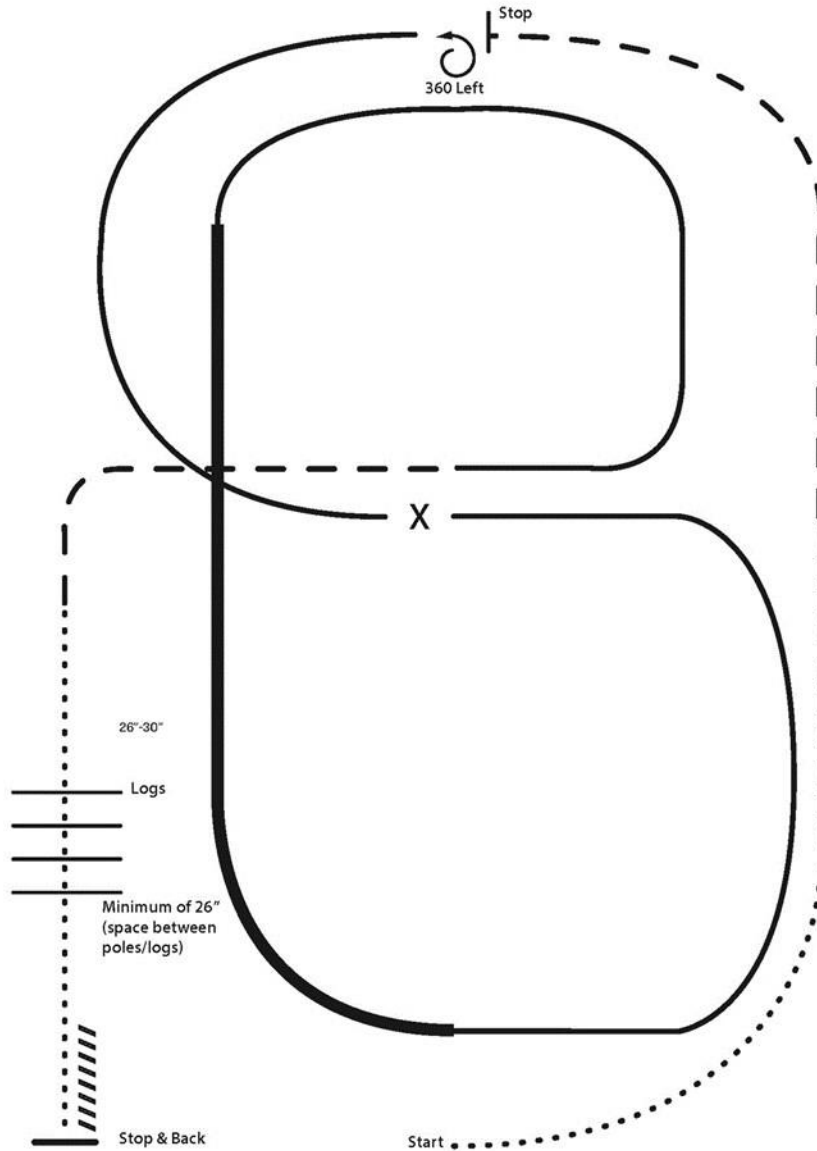
Walk	-----
Jog	-----
Extended Jog	-----
Lope	-----
Leg Yield	
Lead Change	↗↘
Back	←←←←←
Marker	(B)
Sidepass	←←←←←

2021 EAST CENTRAL PINTO JUBILEE PATTERN BOOK

Ranch Riding (127)

Show Date: 07/31-

8/01/2021



X Lead Change
• • Walk
— — Trot
— — Ext Trot
— — Lope
— — Ext Lope
//// Back

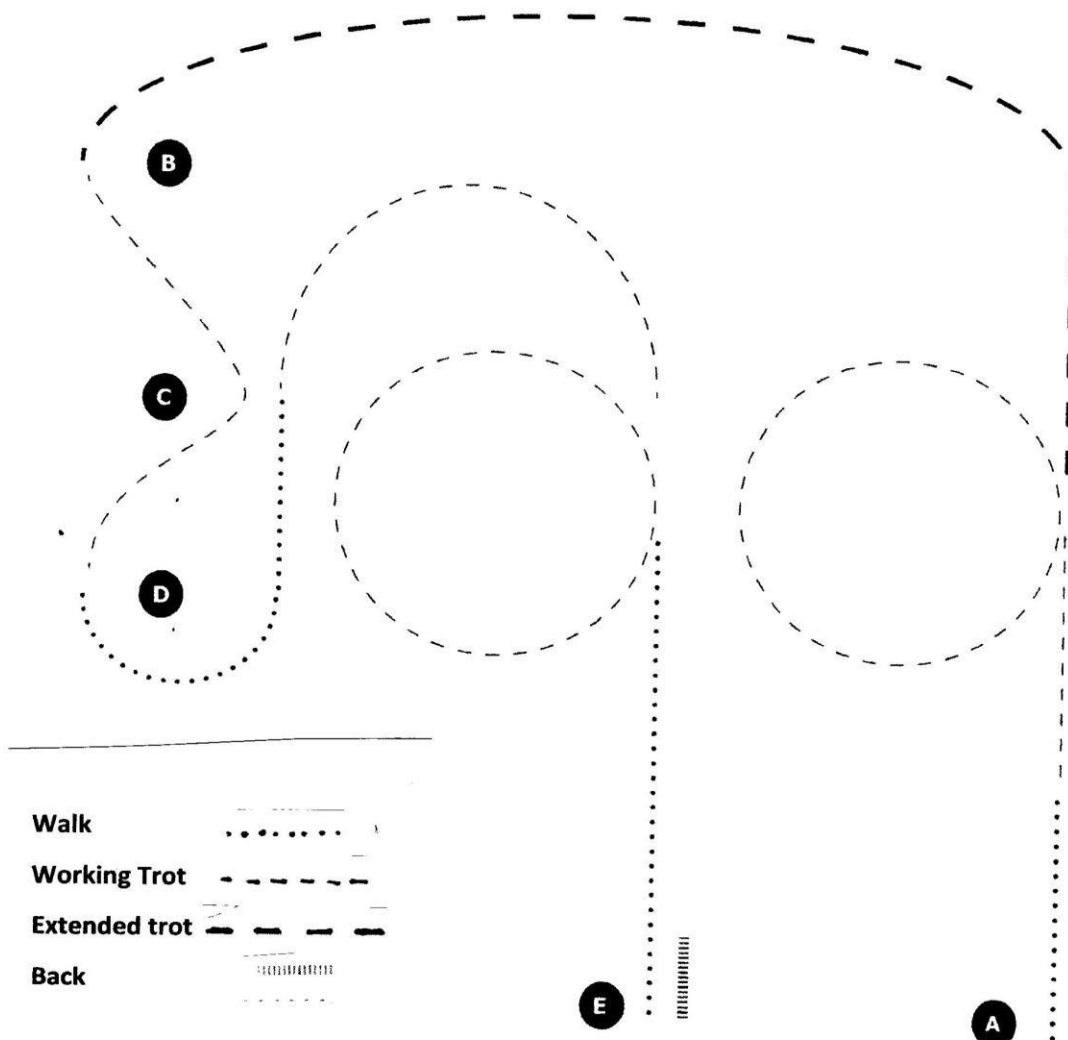
1. Walk
2. Trot
3. Extend the trot, at the top of the arena ,stop
4. 360 degree turn to the left
5. Left lead 1/2 circle, lope to the center
6. Change leads (simple or flying)
7. Right lead 1/2 circle
8. Extended lope up the long side of the arena (right lead)
9. Collect back to a lope around the top of the arena and back to center
10. Break down to an extended trot
11. Walk over logs
12. Stop and back

2021 EAST CENTRAL PINTO JUBILEE PATTERN BOOK

Classes 128-129

Reinsmanship Driving Equitation

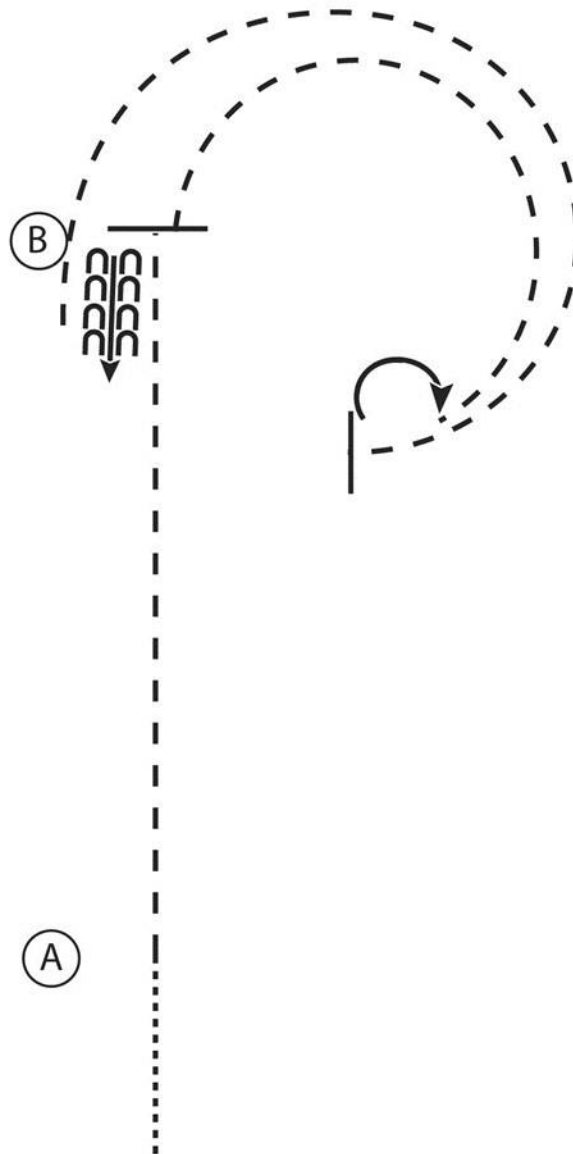
1. Start at A
2. Walk
3. Working trot circle to left
4. Extended trot to B
5. Working trot around C
6. At D Walk
7. Working trot circle to right
8. Walk
9. Stop at E, back 4 steps
10. Walk to exit Pattern ends after walking off



2021 EAST CENTRAL PINTO JUBILEE PATTERN BOOK

WESTERN HORSEMANSHIP (Walk Trot 158,159)

Show Date: 07/31-8/01/2021



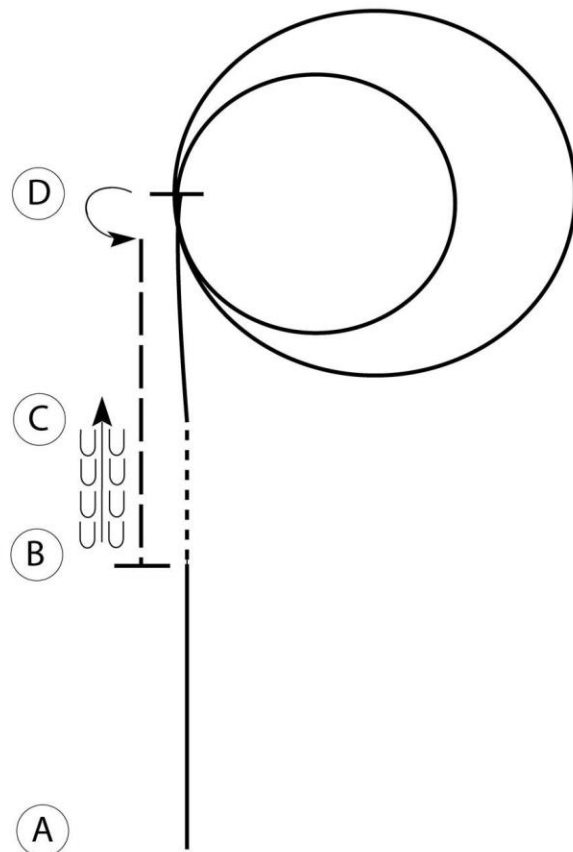
1. Walk to A
2. Jog A to B
3. At B stop and back
4. Jog 3/4 circle to the right
5. Stop and perform a 180 degree turn to the right on the hindquarter
6. Jog a circle back to B
7. Stop at B

Walk
Jog	-----
Extended Jog	— — —
Lope	————
Leg Yield	
Lead Change	
Back	
Marker	(B)
Sidepass	

2021 EAST CENTRAL PINTO JUBILEE PATTERN BOOK

WESTERN HORSEMANSHIP (160-166)

Show Date: 07/31-8/01/2021



Be ready at A.

1. Lope on the left lead to B.
2. Walk B to C.
3. Lope on the right lead to D.
4. Lope a large fast circle to the right.
5. Lope a small slow circle to the right.
6. Stop at D and perform a 180 degree spin to the left.
7. Extend the jog to B.
8. Stop at B and back to C.

Follow the instructions of your ring steward.

Walk	-----
Jog	-----
Extended Jog	-----
Lope	-----
Leg Yield	
Lead Change	↗
Back	← ↗ ↘ ↗ ↘ ↗ ↘
Marker	(B)
Sidepass	←-----→