

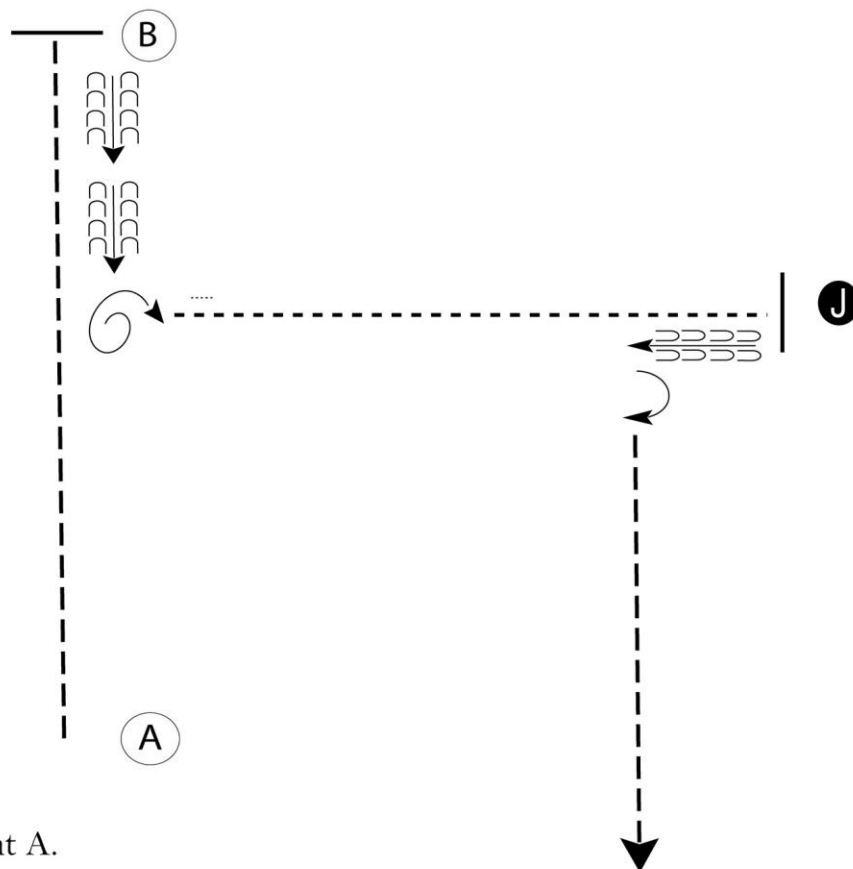
# 2021 INDIANA HOOSIER CLASSIC PATTERN BOOK

NOTE: This Pattern Book offered for your connivence. It is the exhibitors responsibility to check the official posted patterns prior to showing for any last minute corrections.

Revised 8/24/2021 RLM

# 2021 INDIANA HOOSIER CLASSIC PATTERN BOOK

CLASSES: 1-7 WESTERN SHOWMANSHIP




Be ready at A.

1. Trot to B and stop.
2. Back until even with judge.
3. Perform a 450 degree turn. Walk to judge.
4. Stop, set up, inspection.
5. When dismissed, back approximately one horse length.
6. Perform a 90 degree turn.
7. Trot to the line up or follow the directions of the ring steward.


**Walk**    - - - - -  
**Trot**    - - - - -  
**Back**    ← ㄣ ㄣ ㄣ ㄣ  
**Marker**    (B)  
**Judge**    (J)

# 2021 INDIANA HOOSIER CLASSIC PATTERN BOOK

CLASSES: 8. AM IS WALK ONLY; 9 -10 W/T SHOWMANSHIP; 11 LEADLINE

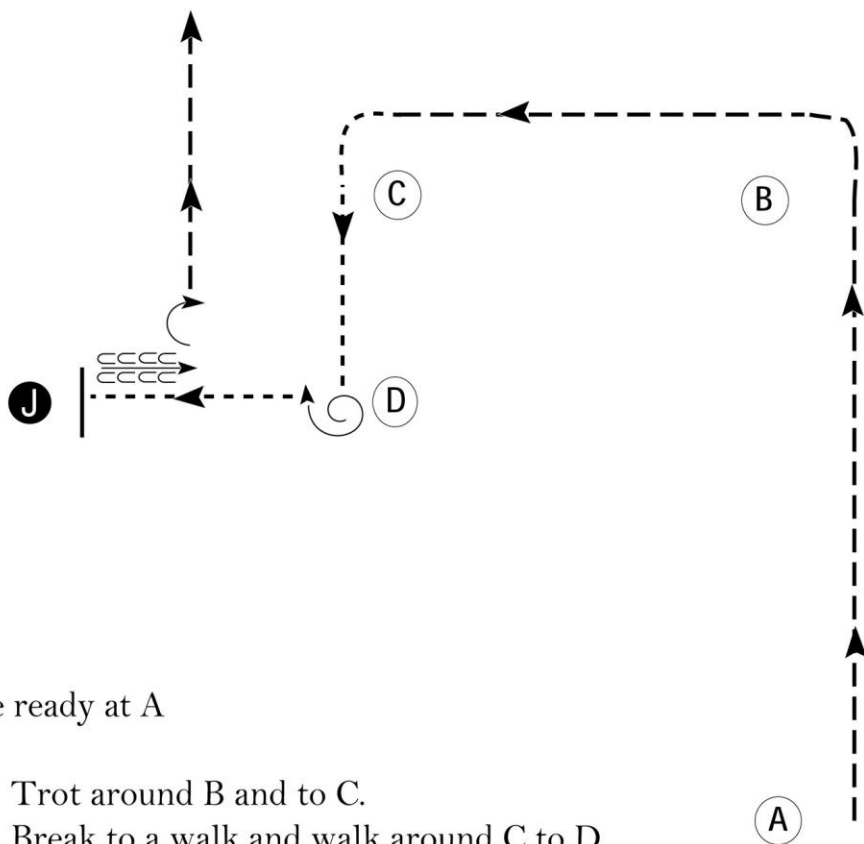


1. Trot to B and stop.
2. Perform a 90 degree turn. Walk to judge.
3. Stop, set up, inspection.
4. When dismissed, perform a 90 degree turn.
5. Trot to the line up or follow the directions of the ring steward.

Walk -----  
Trot - - - - -  
Back ←   
Marker (B)  
Judge (J)

# 2021 INDIANA HOOSIER CLASSIC PATTERN BOOK

CLASSES: 43-45 ENGLISH SHOWMANSHIP



Be ready at A

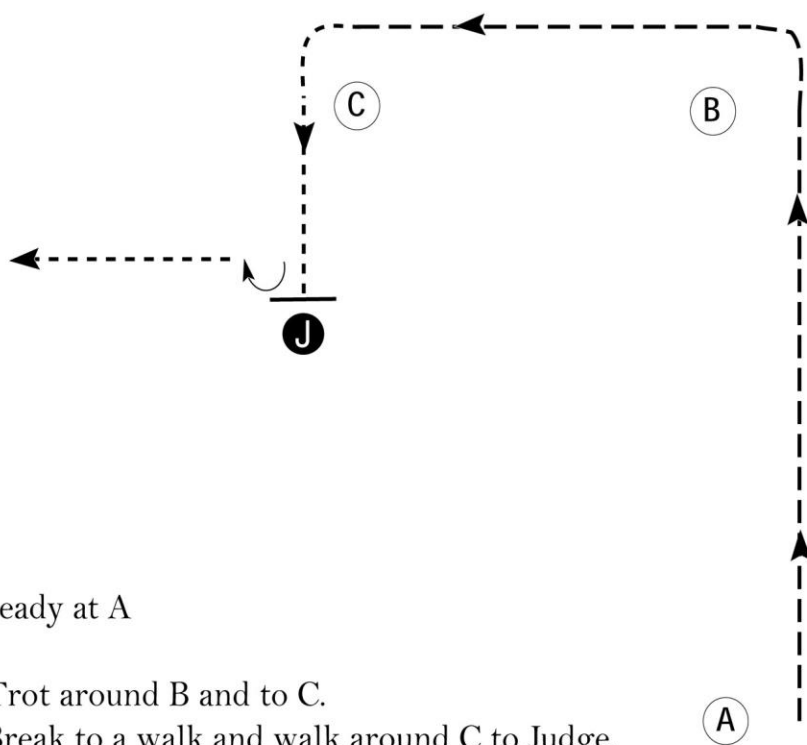
1. Trot around B and to C.
2. Break to a walk and walk around C to D.
3. Turn 45 degrees and walk to Judge.
4. Stop and set up for inspection.
5. When dismissed, back approximately one horse length.
6. Turn 90 degrees and trot away from judge.

Walk -----  
Trot -----  
Back ←=====

Marker (B)  
Judge (J)

# 2021 INDIANA HOOSIER CLASSIC PATTERN BOOK

CLASSES 46 AM IS WALK ONLY; 47 W/T SHOWMANSHIP



Be ready at A

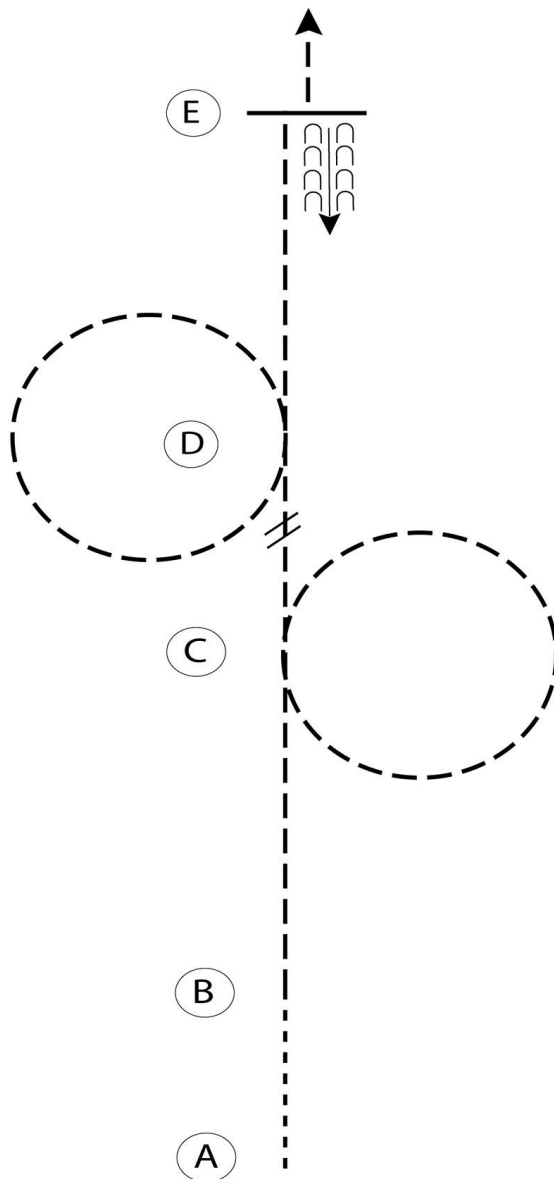
1. Trot around B and to C.
2. Break to a walk and walk around C to Judge.
3. Stop and set up for inspection.
4. When dismissed, turn 90 degrees and trot away from judge.

Follow the instructions of your ring steward.

Walk - - - - -  
Trot - - - - -  
Back ← ≡≡≡  
Marker (B)  
Judge (J)

# 2021 INDIANA HOOSIER CLASSIC PATTERN BOOK

CLASSES: 70-71 W/T ENGLISH EQUITATION

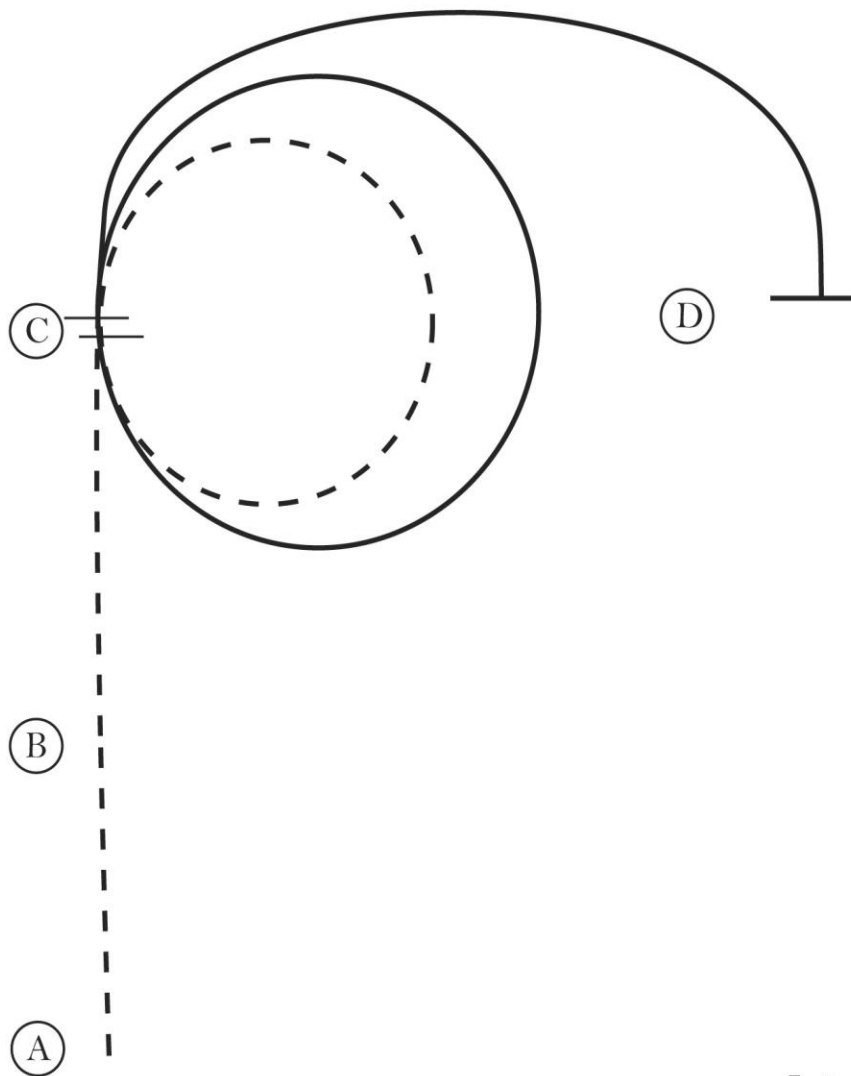


1. Walk from A to B
2. At B posting trot left diagonal
3. At C trot a circle to the right
4. Change diagonals between C and D
5. Trot a circle to the left around D
6. Trot to E, stop and back
7. Sitting trot to the exit

Walk	-----
Trot	-----
Extended Trot	-----
Canter	-----
Leg Yield	
Lead Change	///
Back	←←←←
Marker	(B)
Sidepass	←←←←
Hand Gallop	-----

# 2021 INDIANA HOOSIER CLASSIC PATTERN BOOK

## CLASSES 72-75 ENGLISH EQUITATION

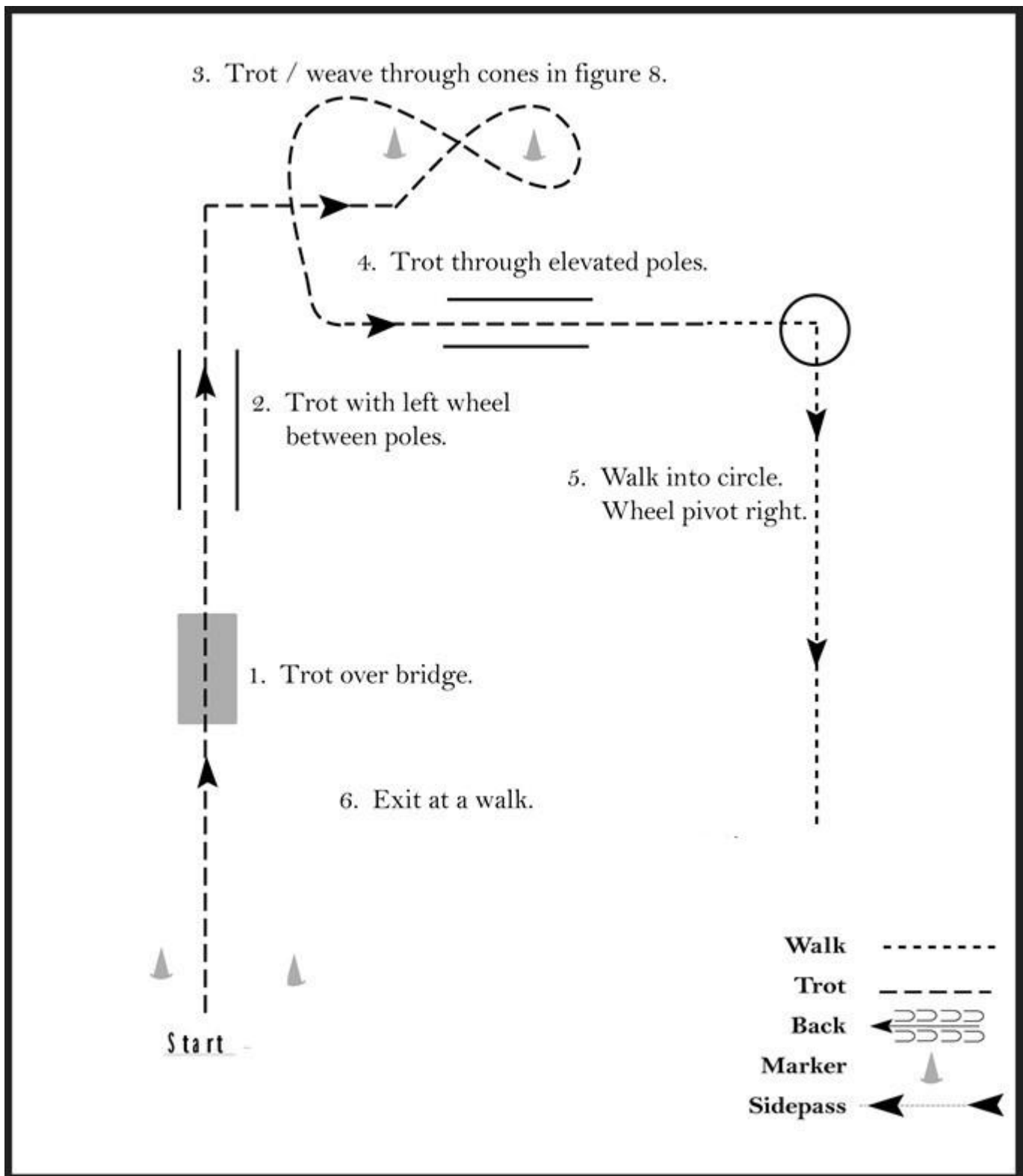


1. Sitting trot A to B
2. At B posting trot to C on the right diagonal
3. At C posting trot circle to the right on the left diagonal
4. At C canter a circle to the right on the right lead
5. At C perform a lead change and canter around to D
6. Stop at D

Walk	.....
Trot	-----
Extended Trot	-----
Canter	—————
Leg Yield	
Lead Change	
Back	
Marker	(B)
Sidepass	

# 2021 INDIANA HOOSIER CLASSIC PATTERN BOOK

## CLASSES 82-85 OBSTACLE DRIVING





# 2021 INDIANA HOOSIER CLASSIC PATTERN BOOK

CLASSES 94-98 CLOVER LEAF BARREL PATTERN IN 2020 RULE BOOK

See page 164

Classes 99

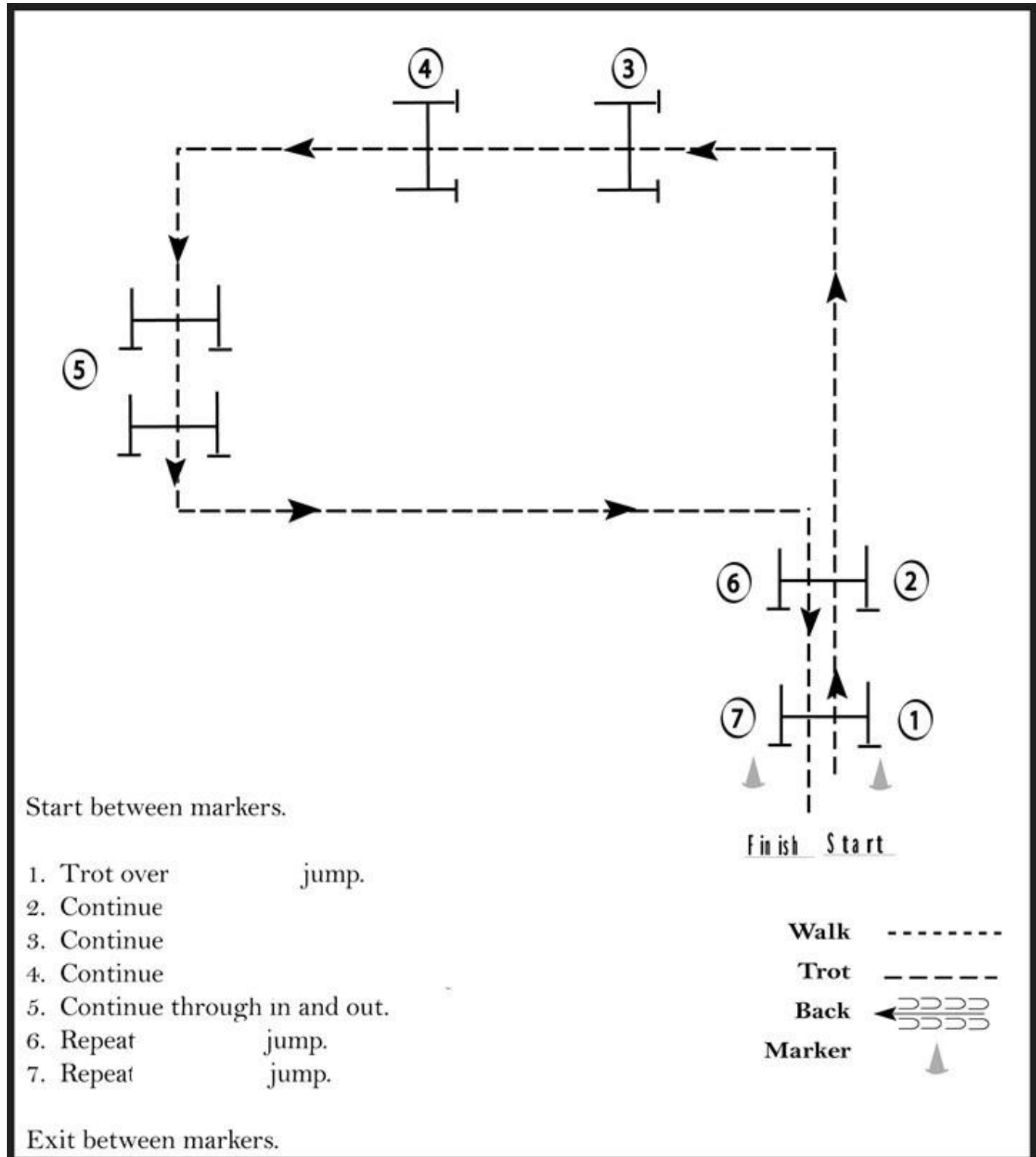
STAKE RACE PATTERN IN 2020 RULE BOOK

See page 166

# 2021 INDIANA HOOSIER CLASSIC PATTERN BOOK

CLASSES 100-101 HUNTER OVER FENCES

CLASSES 102-105 JUMPING IN HAND



# 2021 INDIANA HOOSIER CLASSIC PATTERN BOOK

## CLASSES 106—111 TRAIL-IN-HAND

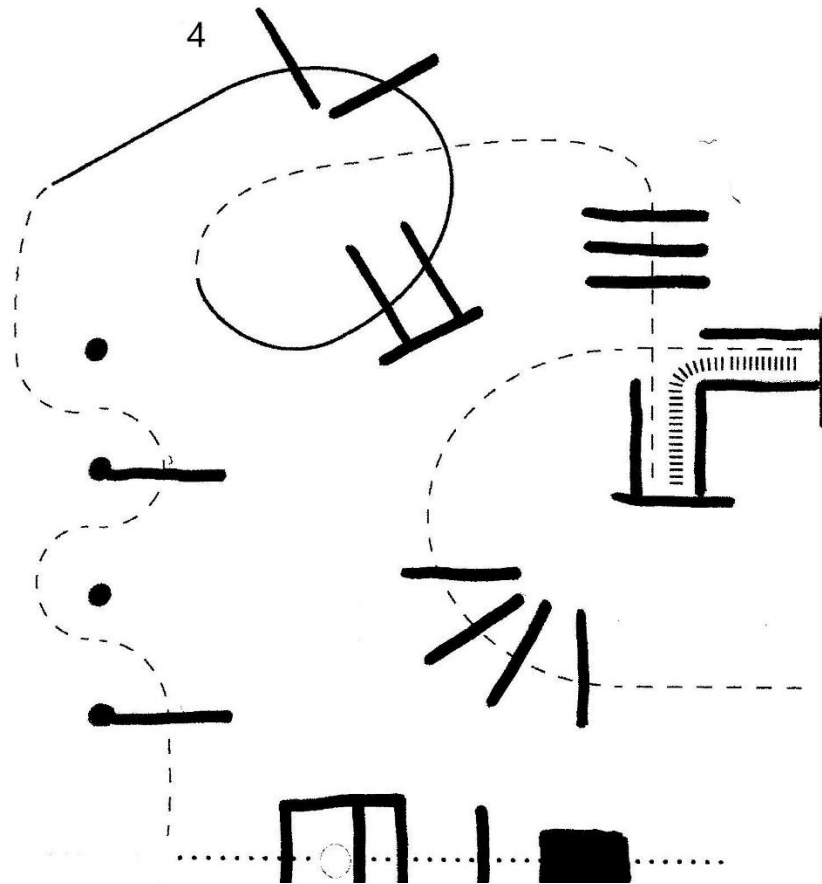
## CLASSES 112-123 TRAIL

Classes 106-111 In Hand  
trot where pattern calls for  
Lope

### Instructions

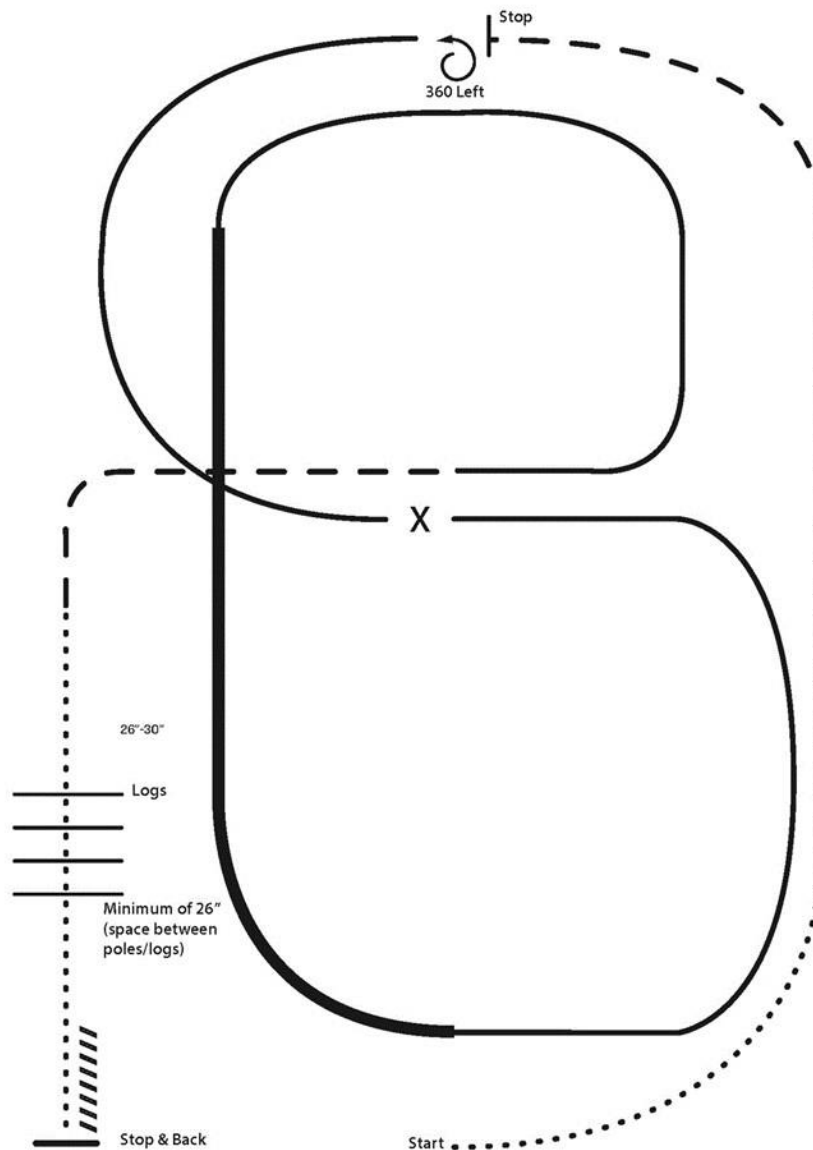
**Walk over bridge and poles.**  
Execute 1 turn either direction,

Jog serpentine over poles.  
Lope, right lead, over poles.  
Jog over poles.  
Back "L".  
Jog over poles.



# 2021 INDIANA HOOSIER CLASSIC PATTERN BOOK

## CLASS 124 RANCH RIDING

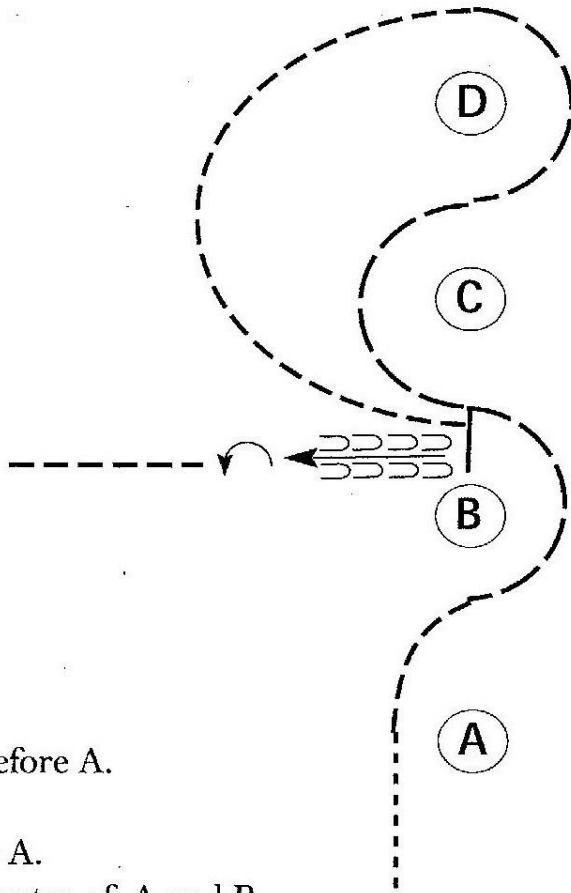


X Lead Change  
 ••• Walk  
 — Trot  
 — Ext Trot  
 — Lope  
 — Ext Lope  
 // // // Back

1. Walk
2. Trot
3. Extend the trot, at the top of the arena ,stop
4. 360 degree turn to the left
5. Left lead 1/2 circle, lope to the center
6. Change leads (simple or flying)
7. Right lead 1/2 circle
8. Extended lope up the long side of the arena (right lead)
9. Collect back to a lope around the top of the arena and back to center
10. Break down to an extended trot
11. Walk over logs
12. Stop and back

# 2021 INDIANA HOOSIER CLASSIC PATTERN BOOK

## CLASSES 127-128 REINSMAN DRIVING EQ



Be ready before A.

1. Walk to A.
2. Jog to center of A and B.
3. Perform an extended jog through B, C and D as shown.
4. At top of pattern, slow to jog and jog to between C and B.
5. Stop at B and back approximately one horse length.
6. Perform a 1/2 turn left and walk away from pattern.

Follow the instructions of your ring steward.

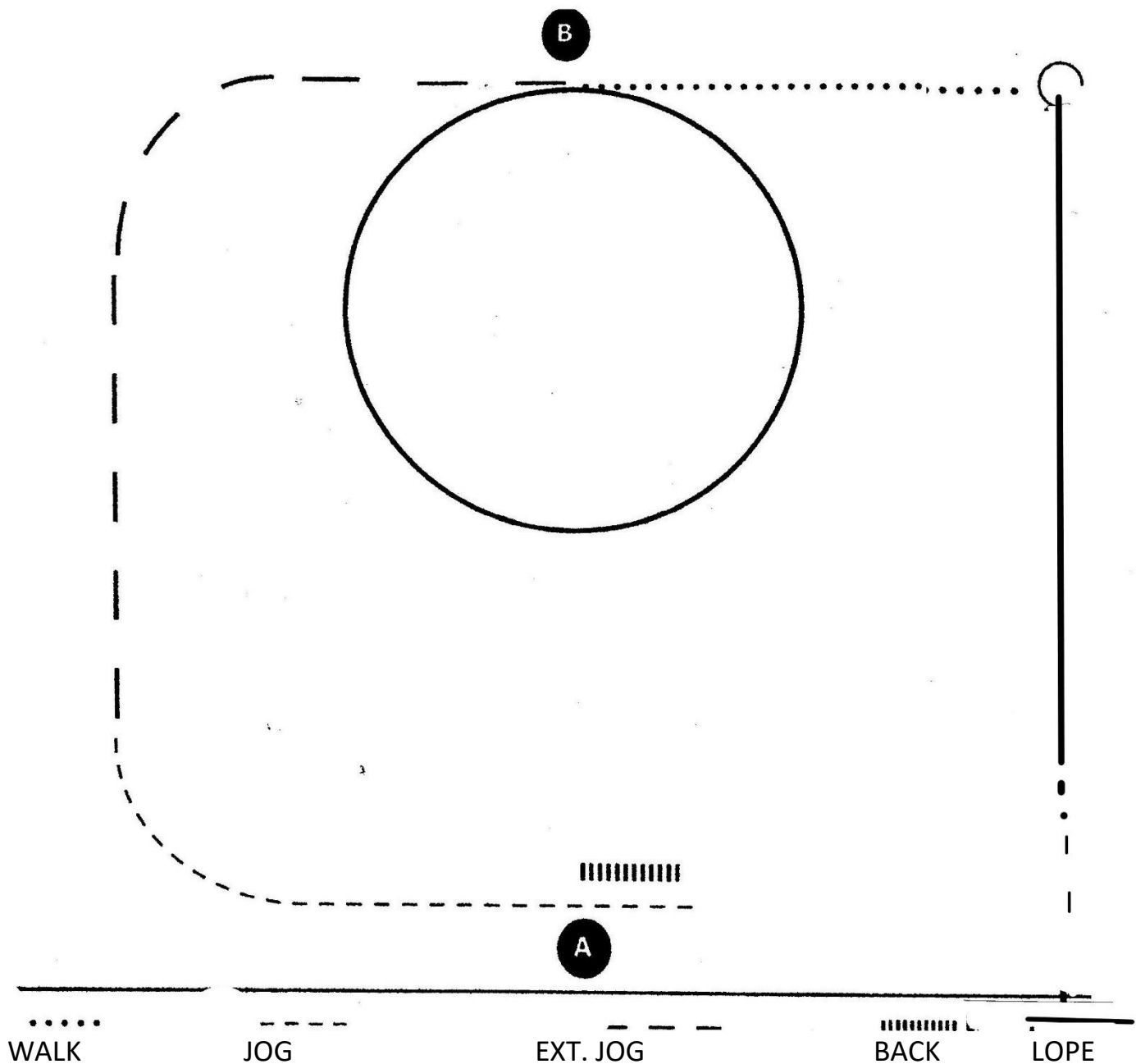
Walk	-----
Jog	-----
Extended Jog	-----
Lope	-----
Lead Change	
Back	
Marker	(B)

# 2021 INDIANA HOOSIER CLASSIC PATTERN BOOK

CLASSES 134 W. BAREBACK EQ.    CLASSES 157-160 HORSEMANSHIP

## Instructions

1. Start at A. Back
2. Jog
3. Extended Jog.
4. At B. Lope right lead circle.
5. Walk, stop, execute a  $\frac{3}{4}$  turn left on the haunches.
6. Lope, left lead
7. Jog to exit



# 2021 INDIANA HOOSIER CLASSIC PATTERN BOOK

CLASSES 154-156 W/T HORSEMANSHIP

## Instructions

1. Start at A. Back.
2. Jog.
3. Extended jog to B.
4. Jog circle.
5. Walk.
6. Stop. Execute  $\frac{3}{4}$  turn left on the haunches.
7. Jog.
8. When even with A, walk to exit.

