

2024

EAST CENTRAL

JUBLIEE

PATTERN BOOK

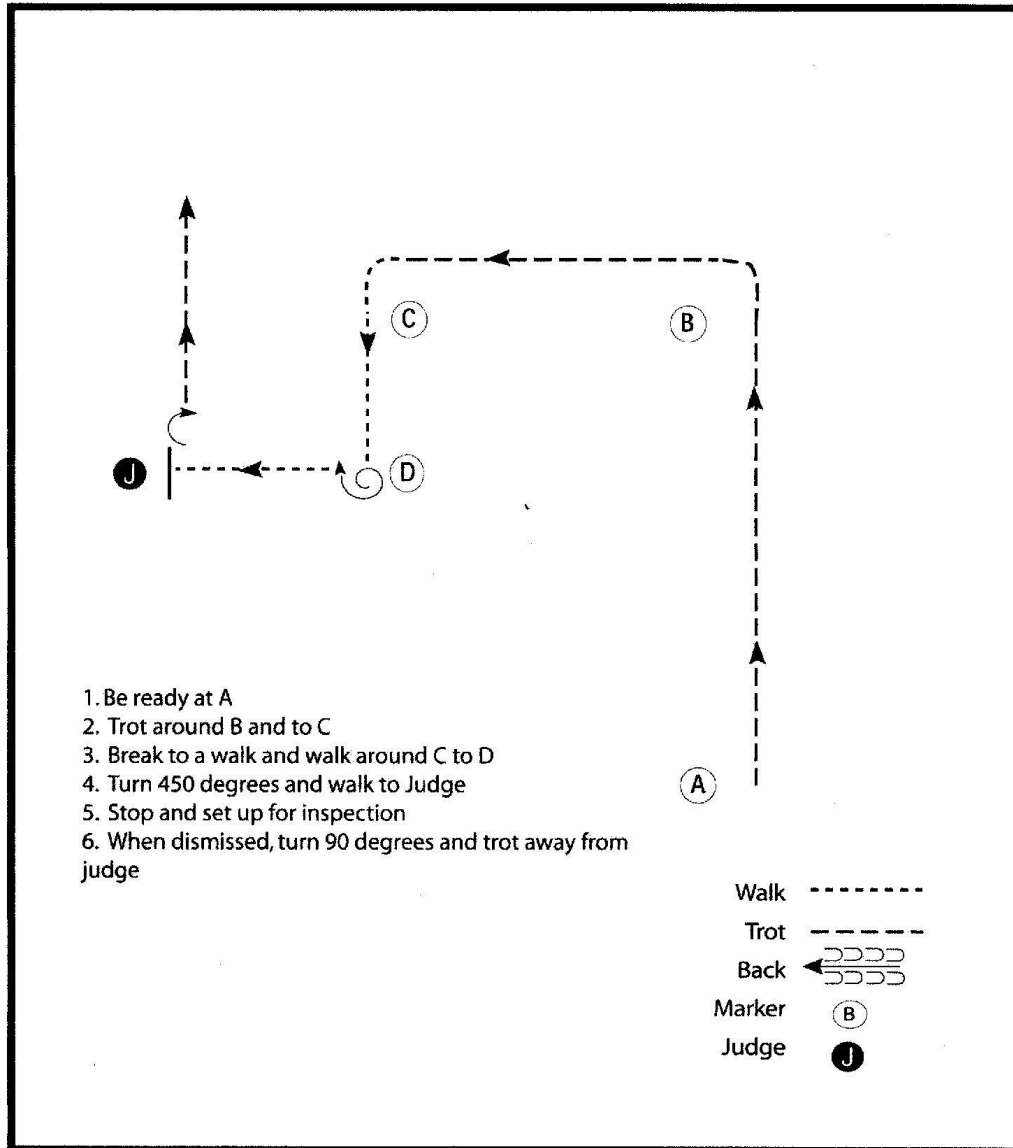
AUGUST 3 & 4

Note: This Pattern Book is offered for your convenience. It is the exhibitor's responsibility to check the official patterns posted prior to showing for any last minute corrections.

5/11/2024 Revised RLRM

WESTERN SHOWMANSHIP

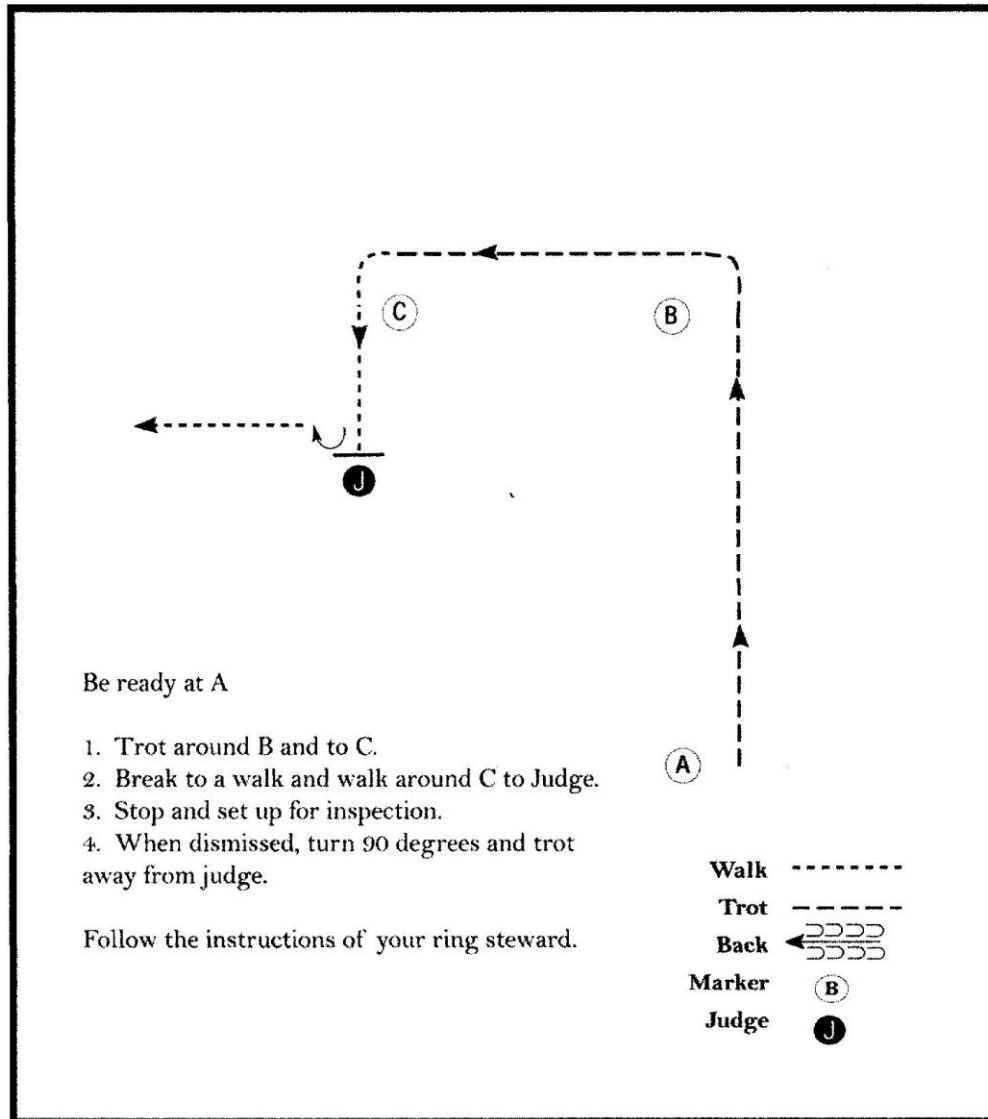
CLASSES: 34,35,36,37,38, 41,42, 43, 48,49



WESTERN SHOWMANSHIP WALK-TROT

CLASSES: 39,40 **Amateur WALK ONLY;**

CLASSES: 44,45,46,47,50 W/T

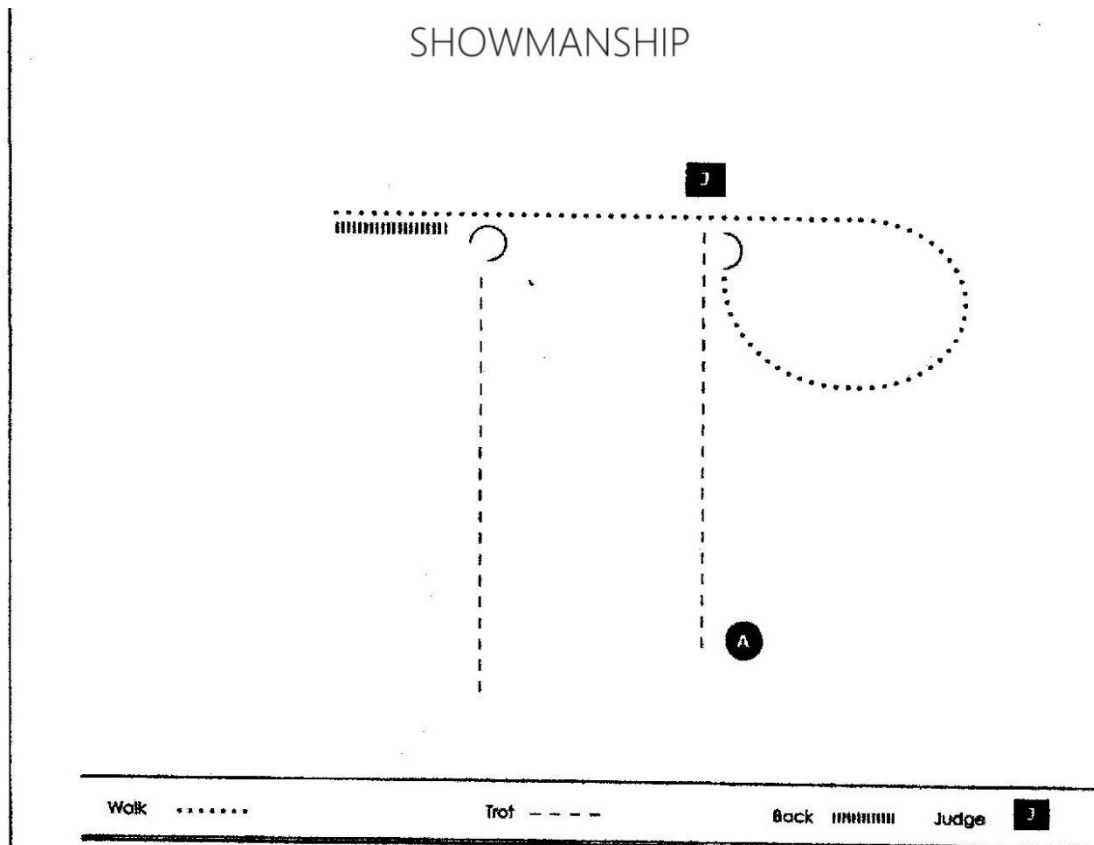


English SHOWMANSHIP

CLASSES 51,52,53,54,57,58,59

CLASSES: 55,56 **Amateur WALK ONLY**

CLASSES: 60,61,62,63 YOUTH W/T



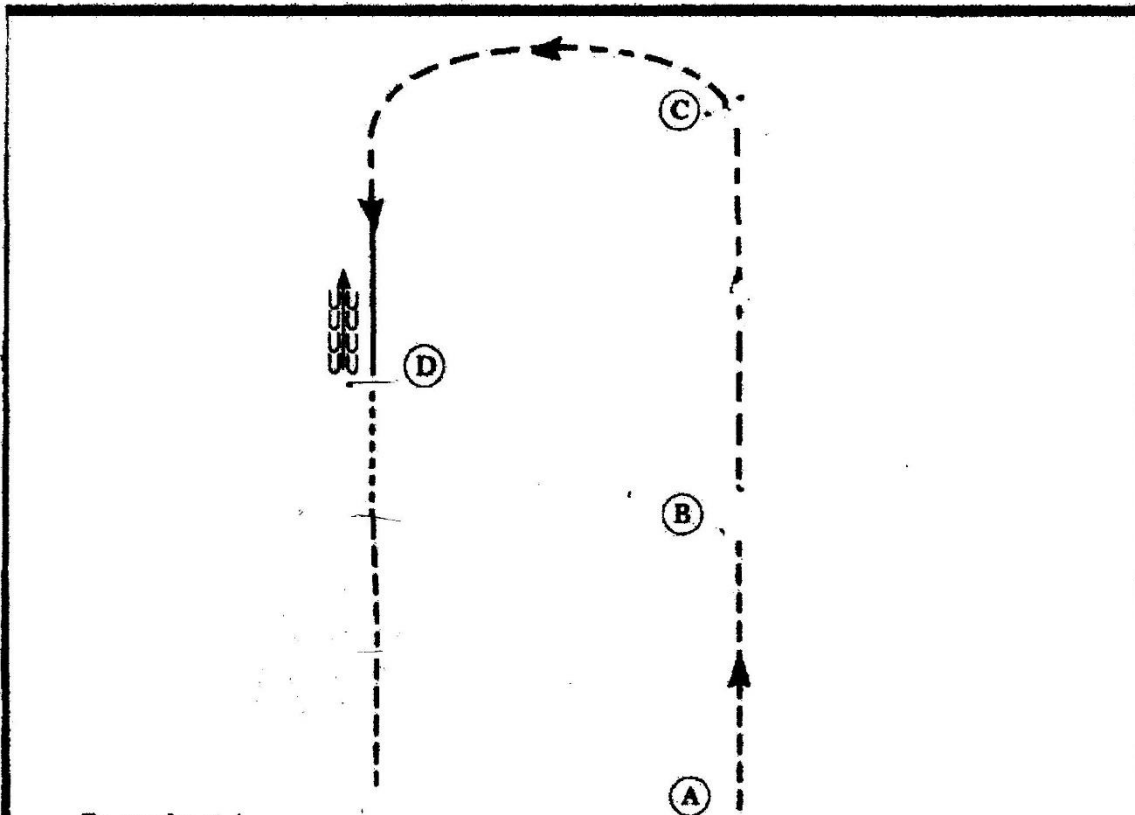
Instructions

1. Start at A. Trot to Judge.
2. Stop, Set up.
3. Inspection.
4. When dismissed, execute 1/2 turn.
5. Walk, Stop.
6. Back. execute 3/4 turn.
7. Trot to exit.

WALK/ TROT ENGLISH EQUITATION

CLASSES:88,89,90,91,95,96

ENGLISH EQUITATION W-T



Be ready at A.

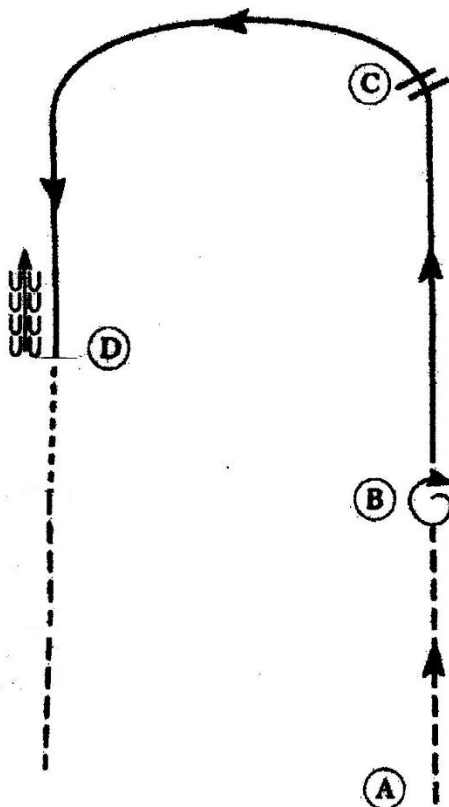
1. Posting trot on the left diagonal from A to B.
 2. Stop at B
 3. Posting trot on the right diagonal from B to C
 4. Sitting trot from C to D
 5. Stop and back approximately one horse length at D.
 6. Walk until across from B
- Exit at a sitting trot.

Walk	-----
Trot	- - - - -
Extended Trot	-----
Canter	-----
Leg Yield	
Lead Change	-----
Back	←←←←←
Marker	⊙
Sideline	←←←←←
Hand Gallop	-----

ENGLISH EQUITATION

CLASSES: 92,93,94,97,98,99

ENGLISH EQUITATION



Be ready at A.

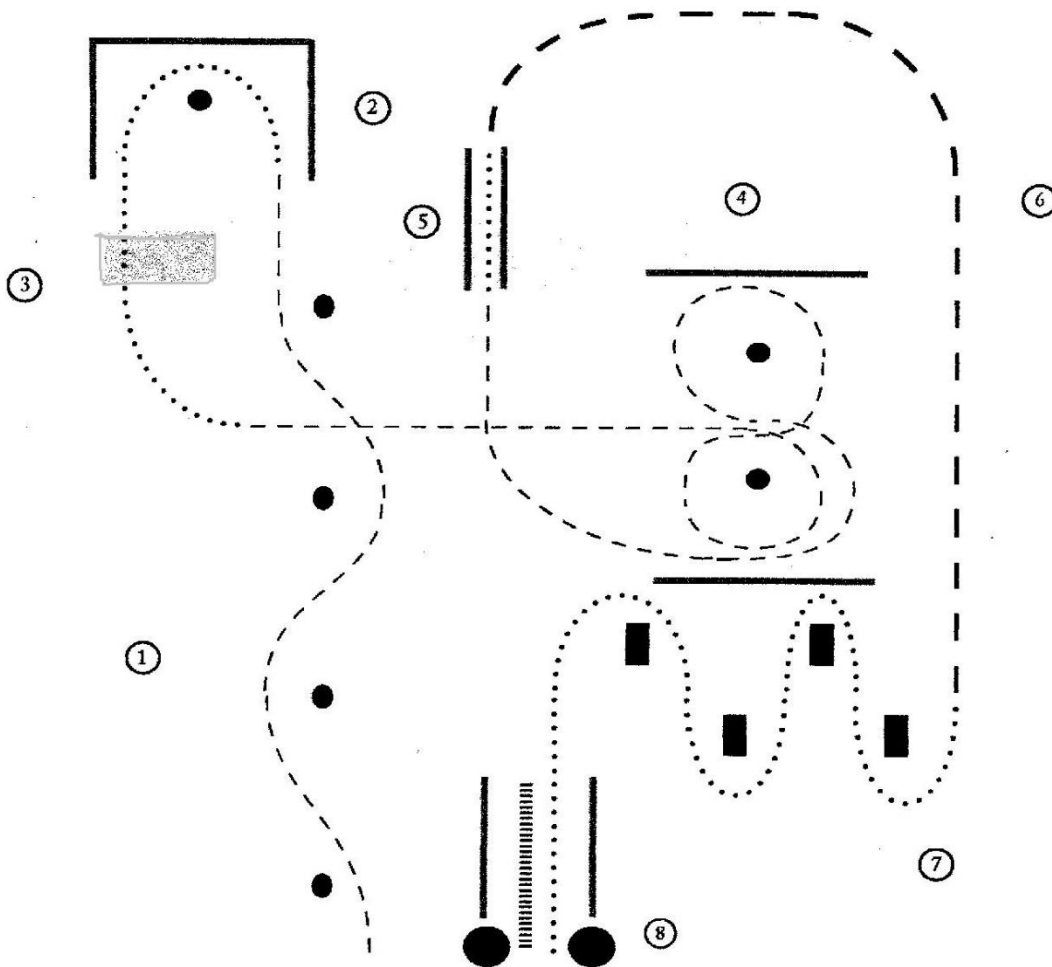
1. Posting trot on the left diagonal from A to B.
 2. Stop at B and turn on the forehand 360 degrees to the right.
 3. Canter on the right lead from B to C.
 4. Change leads at C.
 5. Canter on the left lead to D.
 6. Stop and back approximately one horse length at D.
 7. Walk until across from B
- Exit at a sitting trot.

Walk	-----
Trot	- - - - -
Extended Trot	-----
Canter	-----
Leg Yield	
Lead Change	↗ ↘
Back	←←←←
Marker	⊙
Sidepass	←←←
Hand Gallop	-----

Obstacle Driving

Instructions

1. Trot deviation serpentine.
2. Walk through U.
3. Walk over bridge.
4. Trot figure 8.
5. Walk through straight and narrow.
6. Strong trot.
7. Walk half-circle serpentine.
8. Walk into chute, stop, back horse length, walk to exit.



Walk

Trot - - -

Strong Trot - - -

Back |||||

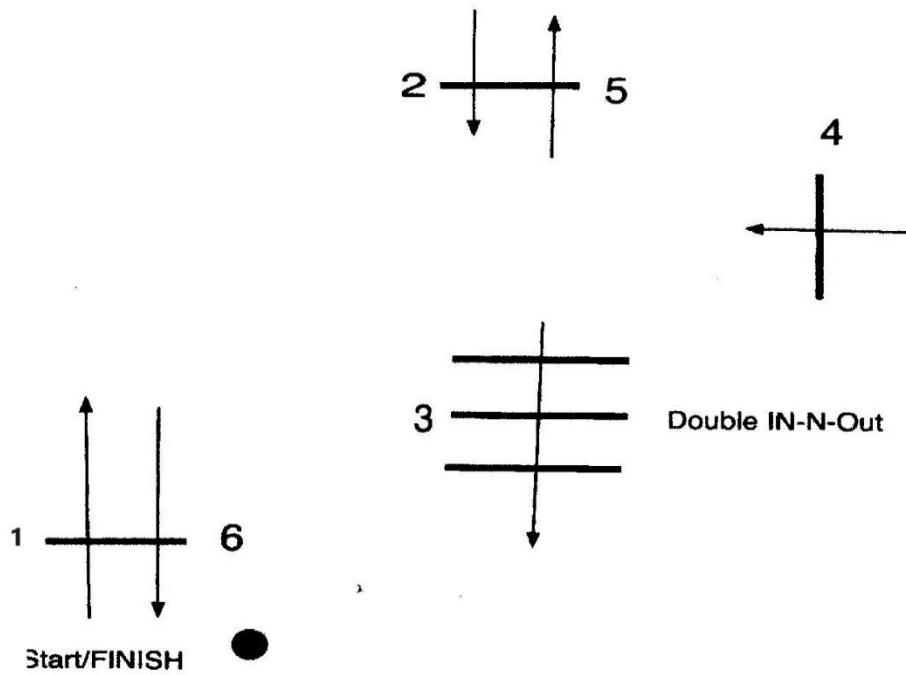
CLASS: 121 Mini Barrel race

CLASS: 122 Mini Stake Race

Will follow rules in 2024-25 IPtHA RULE BOOK PAGES 166- 169

HUNTER OVER FENCES- IN HAND CLASSES: 123-126
JUMPING IN HAND CLASSES:127-130

Miniature Hunter Over Fences In-Hand Class

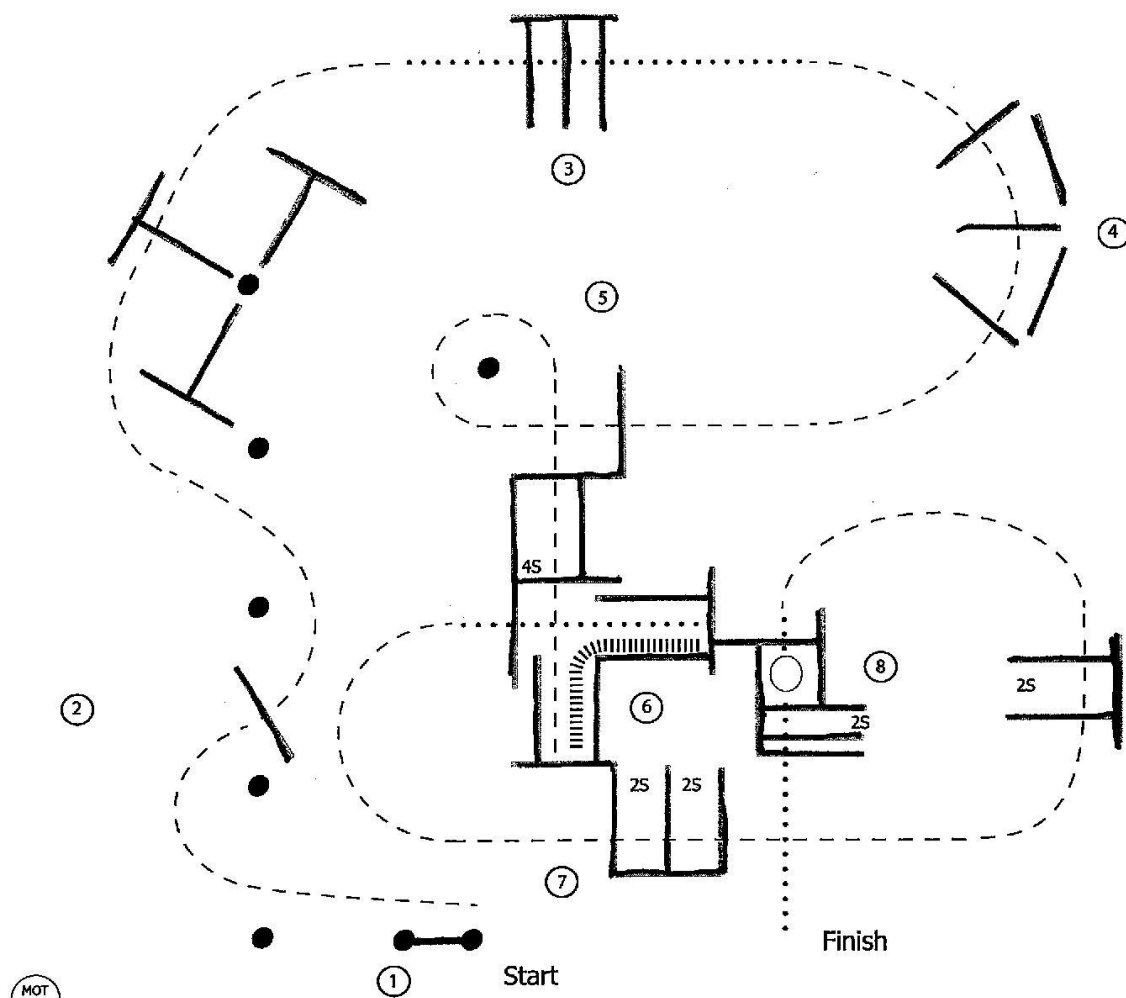


TRAIL in HAND & WALK/TROT

CLASSES: 131-136; 142,146,147

Instructions

1. Work gate, left hand
2. Jog through serpentine and over poles
3. Stop or break to walk, walk over poles
4. Jog over poles
5. Jog over pole, around cone, over poles and into chute, stop.
6. Back "L", walk out of chute and over poles
7. Jog over poles
8. Stop or break to walk, walk into box, execute 1 turn either direction, walk out of box and over poles



Tim Kimura • Copyright 2023 • All Rights Reserved

Walk.....

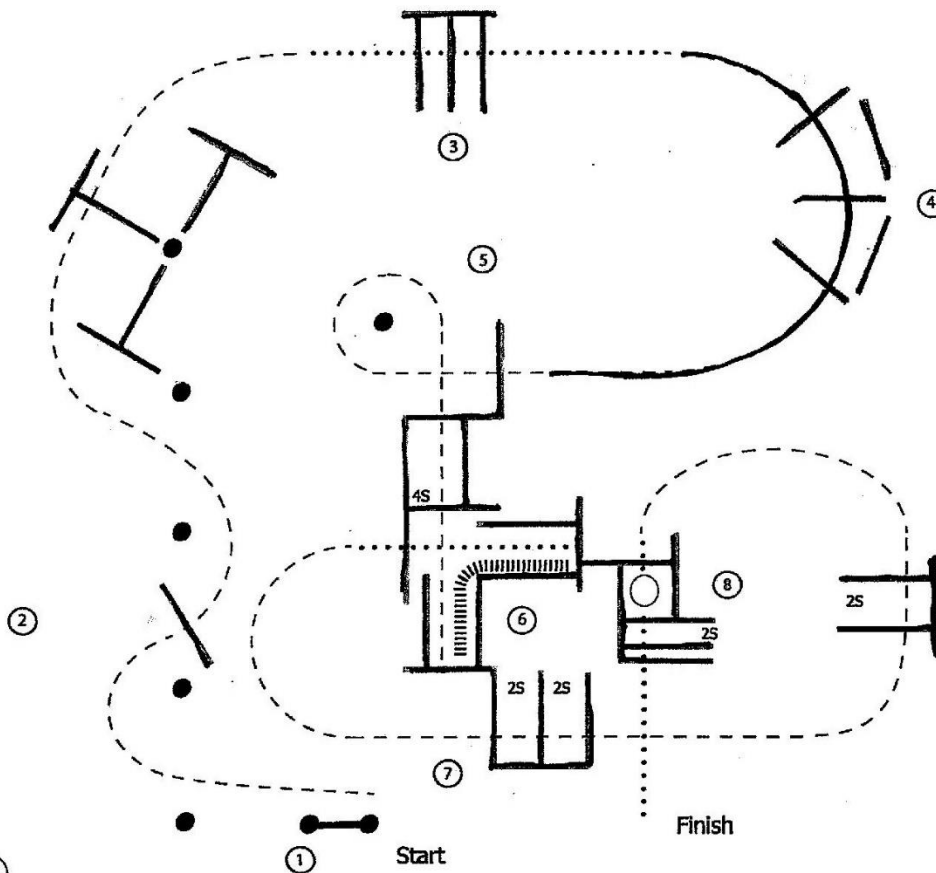
Jog ---

Back.....

TRAIL CLASSES: 137-141,143,144,145,148,149

Instructions

1. Work gate, left hand
2. Jog through serpentine and over poles
3. Stop or break to walk, walk over poles
4. ~~Jog~~ over poles **Lope over poles**
5. Jog over pole, around cone, over poles and into chute, stop.
6. Back "L", walk out of chute and over poles
7. Jog over poles
8. Stop or break to walk, walk into box, execute 1 turn either direction, walk out of box and over poles



Tim Kimura • Copyright 2023 • All Rights Reserved

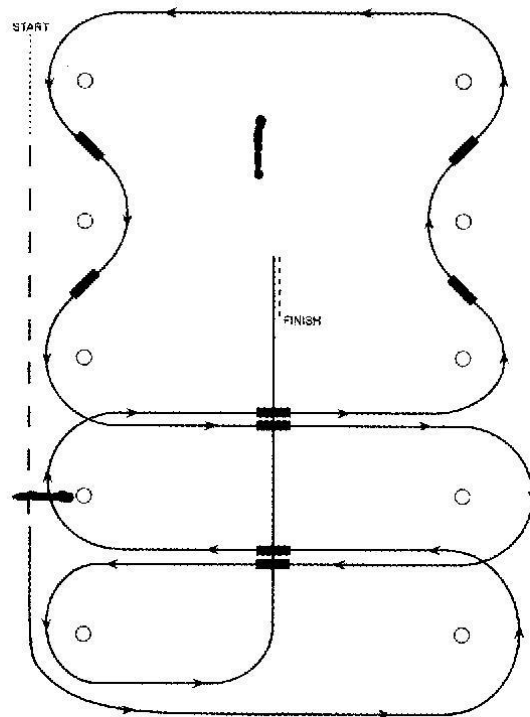
Walk

Jog ---

Back

— Lope

WESTERN RIDING CLASS 150



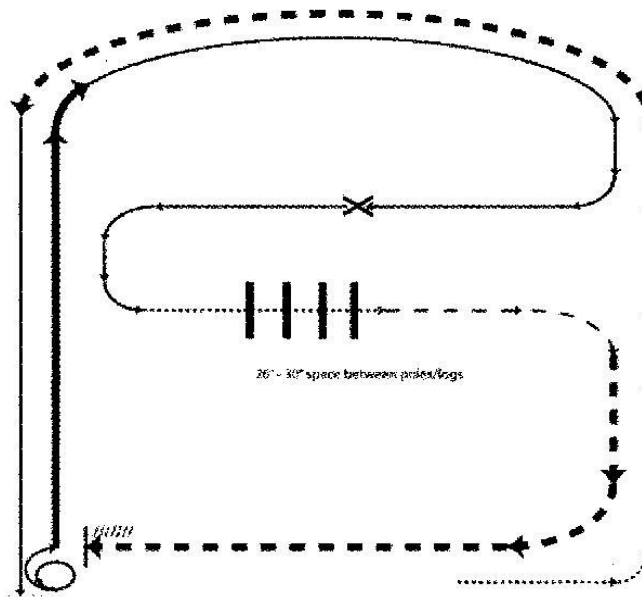
WESTERN RIDING PATTERN #3

1. Walk, transition to jog, jog over log
2. Transition to left lead lope
3. First crossing change
4. Lope over log.
5. Second crossing change
6. First line change
7. Second line change
8. Third line change
9. Fourth line change
10. Third crossing change
11. Fourth crossing change
12. Lope up the center, stop & back

CLASSES

RANCH RIDING

CLASSES: 151,152



RANCH RIDING -- PATTERN #2

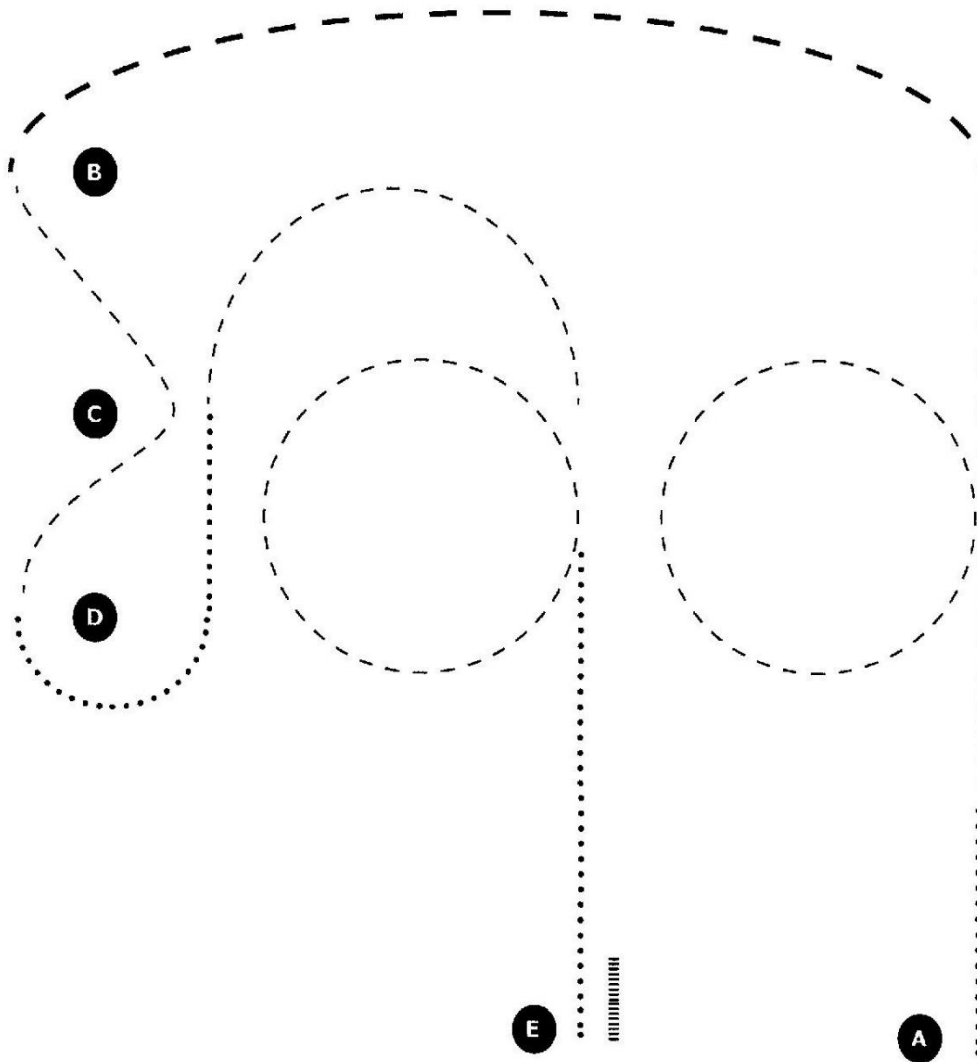
1. Walk
2. Trot
3. Extended trot
4. Left lead lope
5. Stop, one and one-half (1 1/2) turn right
6. Extended lope
7. Collect to working lope-right lead
8. Change leads (simple or flying)
9. Walk
10. Walk over logs
11. Trot
12. Extended trot
13. Stop and back

CLASSES

REINSMANSHIP Classes:153,154

1. Start at A.
2. Walk.
3. Working trot circle.
4. Extended trot to B.
5. Working trot around C.
6. Walk.
7. Working trot circle.
8. Walk.
9. Stop at E, back 4 steps.
10. Walk to exit. Pattern ends after walking off.

Reinsmanship Driving Equitation

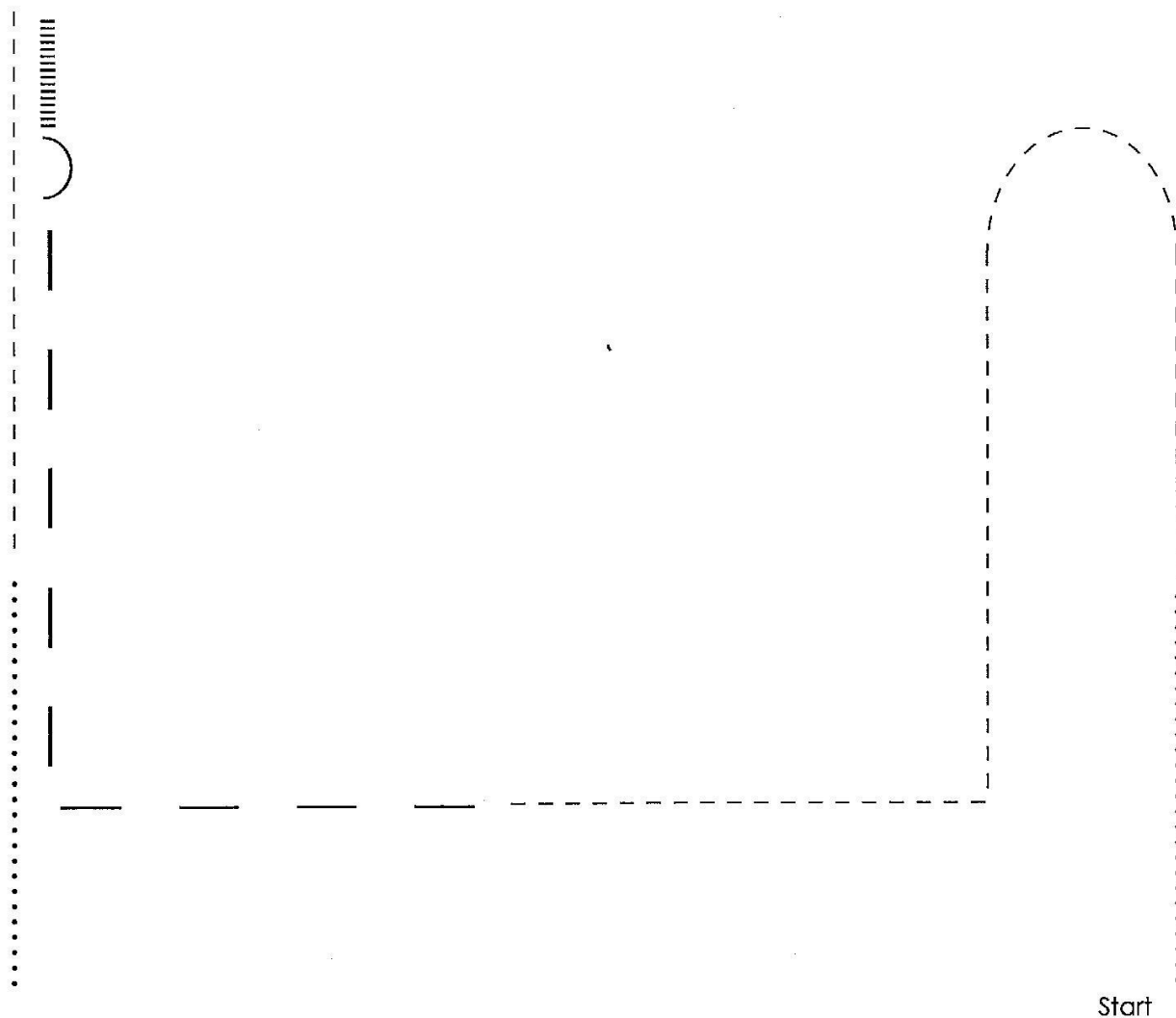


WESTERN HORSEMANSHIP WALK/TROT

CLASSES:185-188,196,197

Instructions

1. Walk
2. Jog
3. Extended jog
4. Stop, execute ½ turn right on the haunches
5. Back one horse length
6. Jog
7. Walk



Walk

Jog - - - -

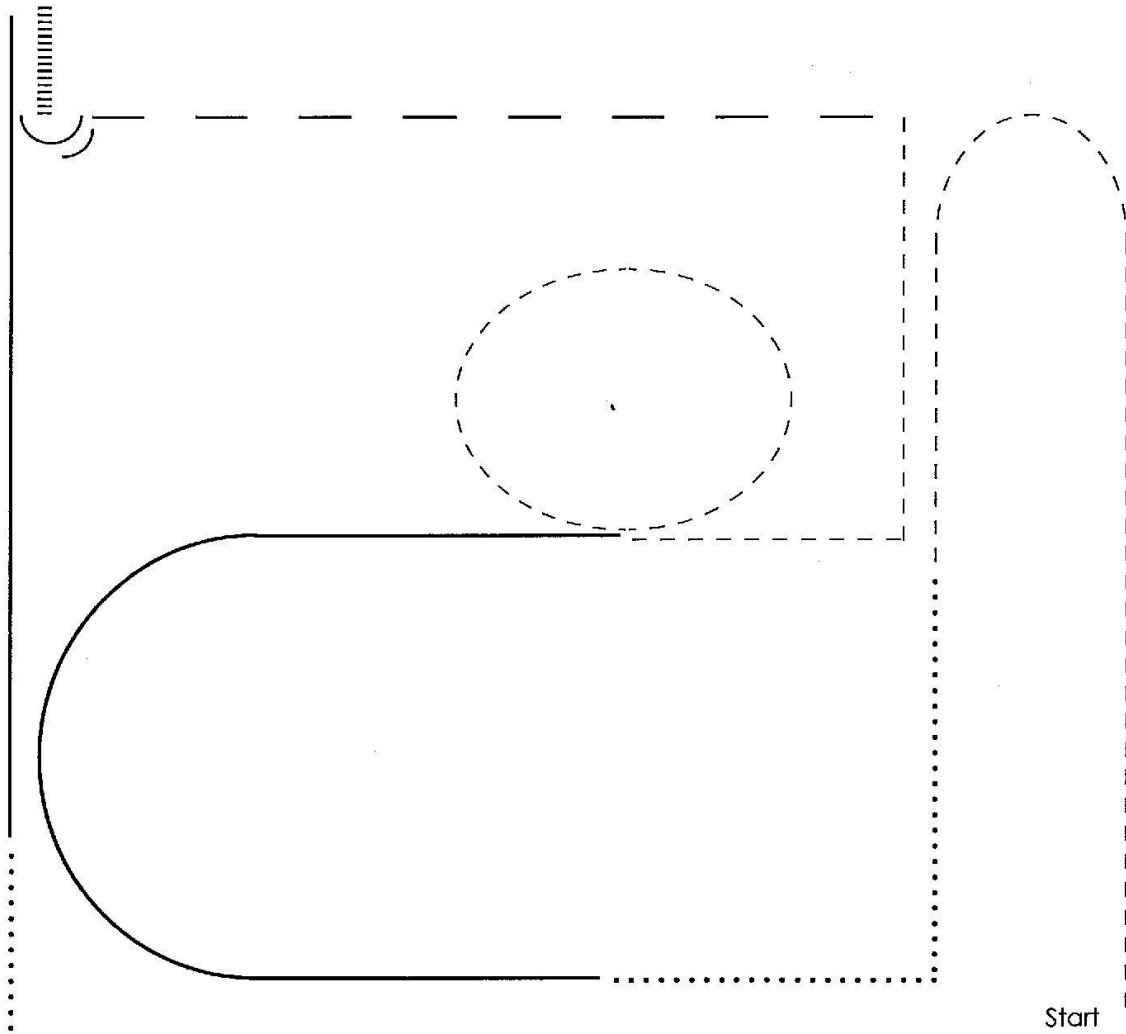
Ext. Jog — — —

Back |||||

WESTERN HORSEMANSHIP CLASSES: 184,189-195

Classes

1. Jog
2. Walk
3. Lope, right lead
4. Jog circle then corner
5. Extended jog
6. Stop, execute $\frac{1}{2}$ turn left and $\frac{1}{4}$ right on the haunches
7. Back one horse length
8. Lope, left lead
9. Walk to exit



Walk Jog - - - - Ext. Jog — — — —
Lope ————— Back |||||