

2024 INDIANA PINTO FALL FINALE October 5&6



Note: This Pattern Book is offered for your convenience. It is the exhibitor's responsibility to check the official patterns posted prior to showing for any last minute corrections.

8/25/2024 Revised RLRM

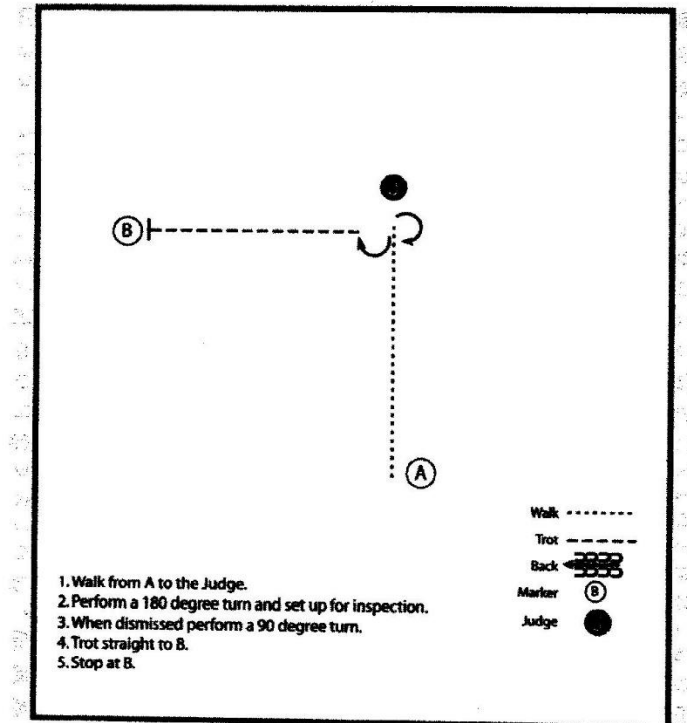
2024 INDIANA PINTO FALL FINALE October 5&6 WESTERN SHOWMANSHIP

CLASSES: 34,35,36,37,38, 41,42, 43, 48,49

WESTERN SHOWMANSHIP WALK-TROT
CLASSES: 39,40 **Amateur WALK ONLY;**

CLASSES: 44,45,46,47,50 W/T

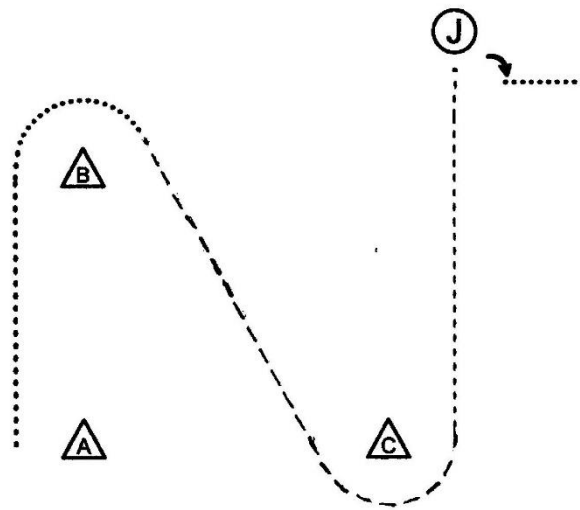
WESTERN SHOWMANSHIP



2024 INDIANA PINTO FALL FINALE October 5&6

SHOOT-OUT SHOWMANSHIP PATTERN

CLASS # TBA



-
- Be ready at A
1. Walk to and around B
 2. Trot around C and straight to judge
 3. Stop and set up for inspection
 4. Perform a 90° turn
 5. Walk to finish

2024 INDIANA PINTO FALL FINALE October 5&6


English SHOWMANSHIP

CLASSES 51,52,53,54,57,58,59

CLASSES: 55,56 **Amateur WALK ONLY**

CLASSES: 60,61,62,63 YOUTH W/T

Showmanship Pattern #1



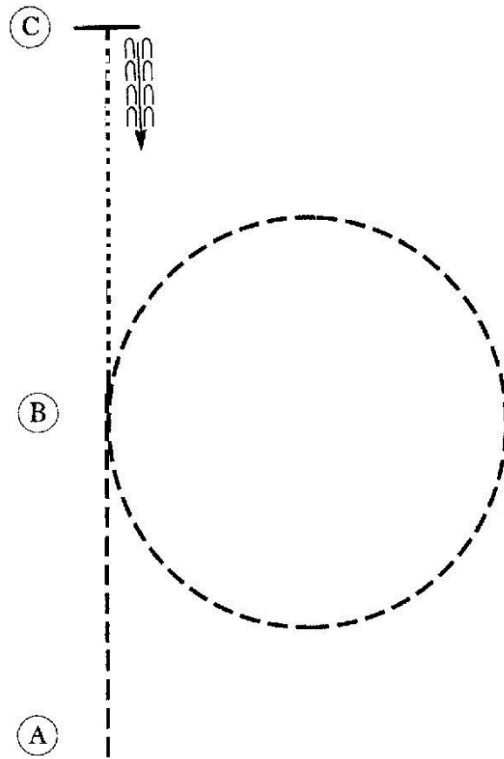
1. Be ready at A, trot straight to the Judge
2. Stop and setup for inspection
3. Once dismissed, perform a 90^o pivot
4. Back one horse length
5. Walk past the Judge and continue walking a slow curve to the right
6. After the curve, pick up a trot and trot passed A
7. Once even with A, pattern is complete

2024 INDIANA PINTO FALL FINALE October 5&6
 WALK/ TROT ENGLISH EQUITATION
 CLASSES:88,89,90,91,95,96

Hunt Seat Equitation

www.HorseShowPatterns.com

www.HorseShowPatterns.com



Be ready before A.

1. Sitting trot A to B.
2. At B, posting trot circle to the right on proper diagonal.
3. At B, walk to C.
4. Stop at C and back approximately one horse length.

Walk	-----
Trot	- - - - -
Extended Trot	- - - - -
Canter	—————
Leg Yield	
Lead Change	— / —
Back	← ← ← ← ←
Marker	(B)
Sidepass	← — — — →
Hand Gallop	—————

[HSE/1-2]

Pattern Provided by:
Indiana Pinto

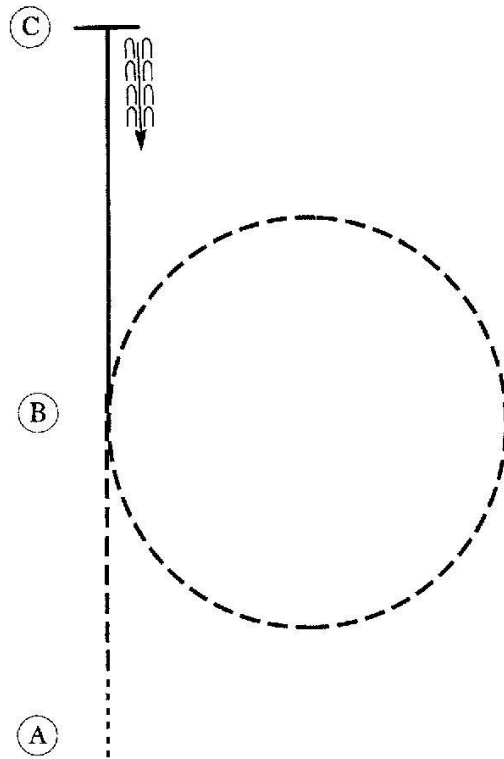
2024 INDIANA PINTO FALL FINALE October 5&6

ENGLISH EQUITATION CLASSES: 92,93,94,97,98,99

Hunt Seat Equitation

www.HorseShowPatterns.com

www.HorseShowPatterns.com



Be ready before A.

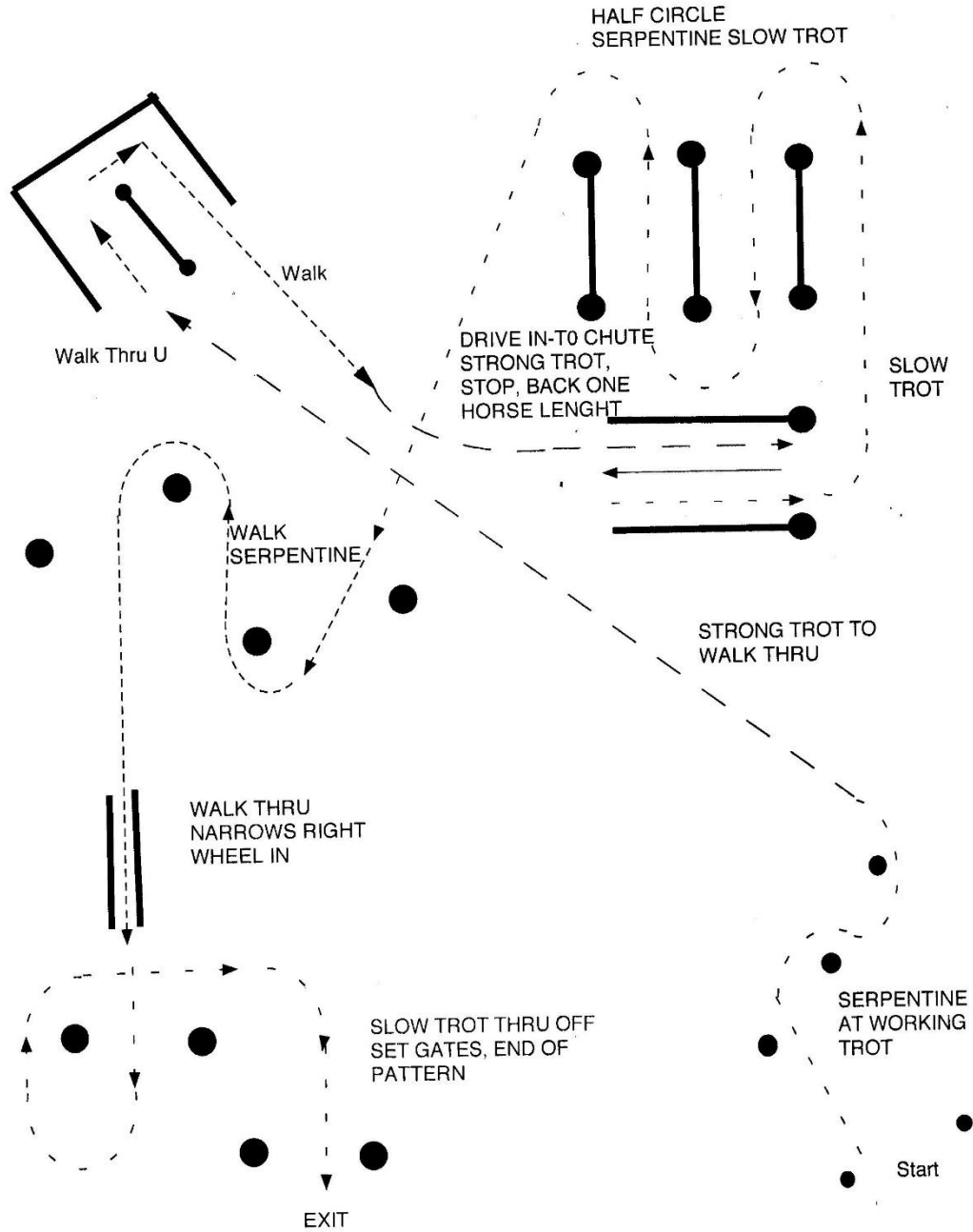
1. walk 2 horse lengths
2. sitting trot to B
3. at B, posting trot circle to the right on proper diagonal
4. At B, canter on left lead to C
5. Stop at C and back approximately one horse length.

Walk	-----
Trot	- - - - -
Extended Trot	-----
Canter	-----
Leg Yield	
Lead Change	↗ ↘
Back	←←←←←
Marker	(B)
Sidepass	←-----→
Hand Gallop	-----

Pattern Provided by:
Indiana Pinto

2024 INDIANA PINTO FALL FINALE October 5&6

OBSTACLE DRIVING CLASSES: 109-112



2024 INDIANA PINTO FALL FINALE October 5&6

CLASS: 121 Mini Barrel race

CLASS: 122 Mini Stake Race

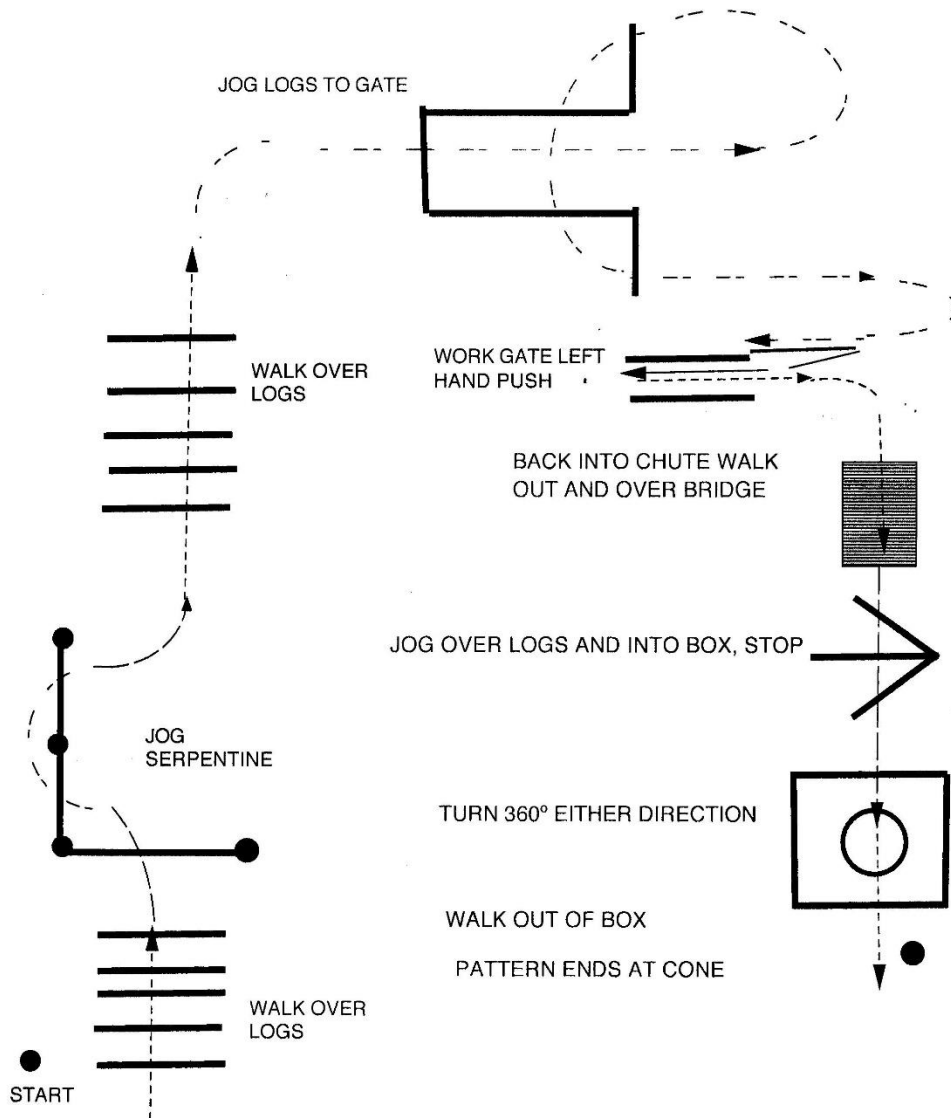
Will follow rules in 2024-25 IPtHA RULE BOOK PAGES 166- 169

2024 INDIANA PINTO FALL FINALE October 5&6

TRAIL in HAND

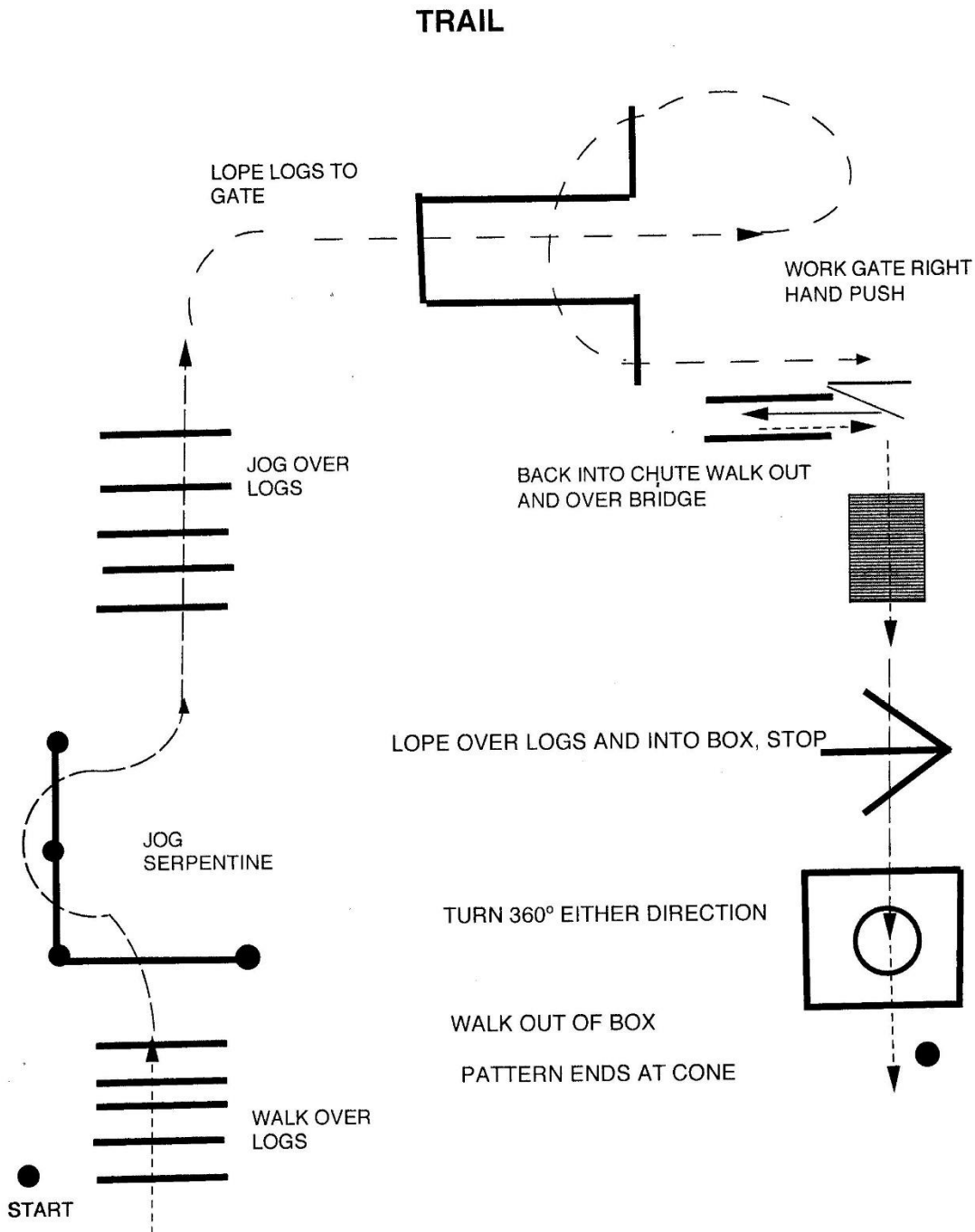
CLASSES: 131-136;

TRAIL IN HAND



2024 INDIANA PINTO FALL FINALE October 5&6

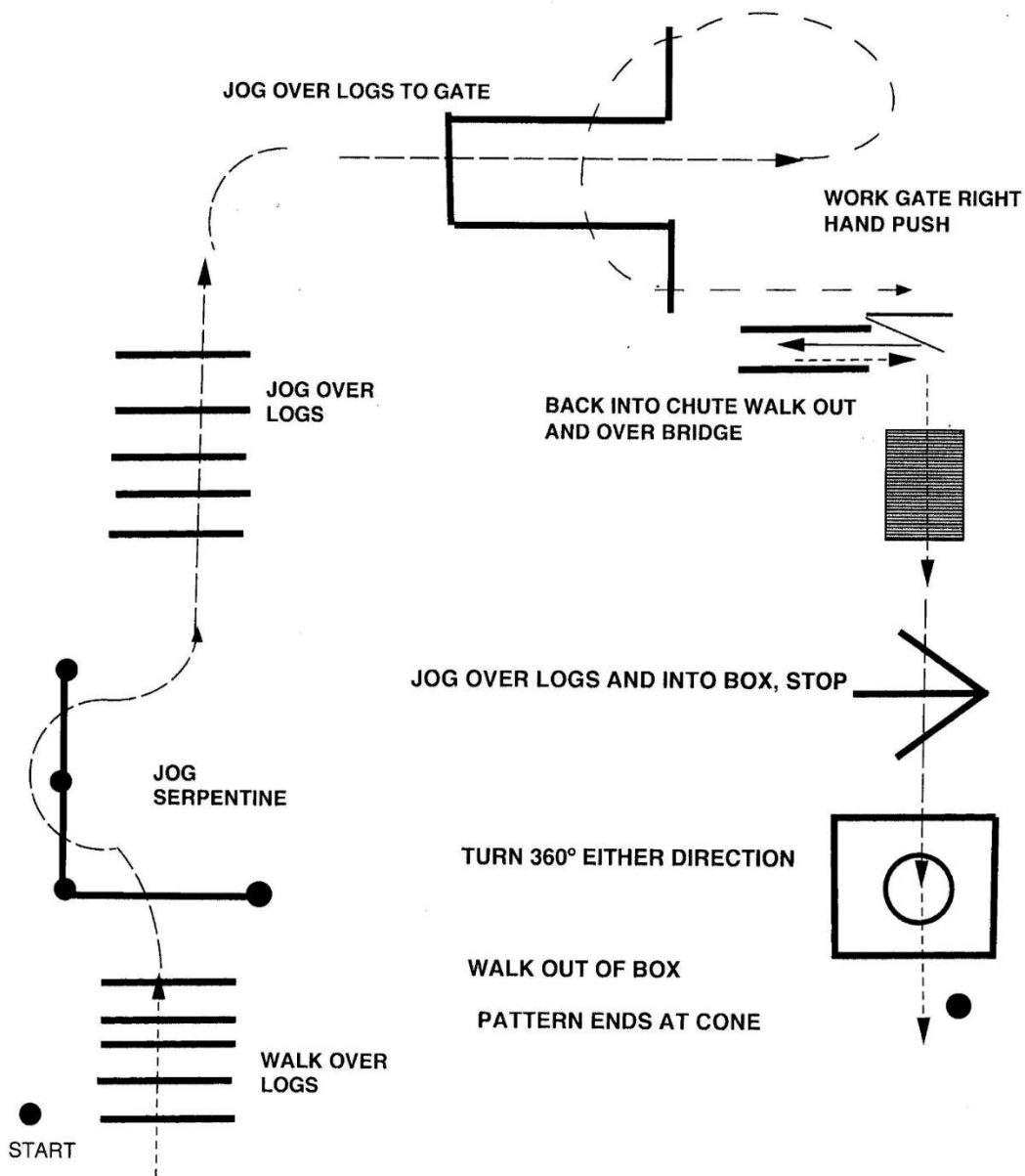
TRAIL CLASSES: 137-141,143,144,145,148,149



2024 INDIANA PINTO FALL FINALE October 5&6

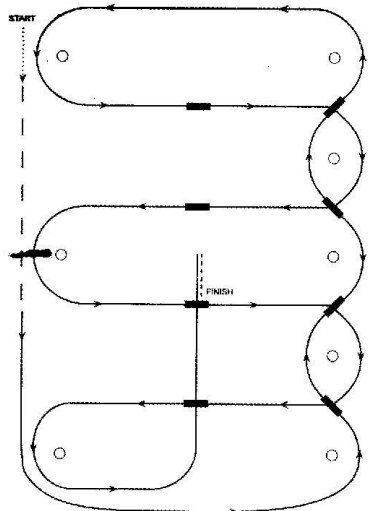
WALK/TROT TRAIL :142,146,147

WALK/TROT TRAIL



2024 INDIANA PINTO FALL FINALE October 5&6

WESTERN RIDING CLASS 150



WESTERN RIDING PATTERN #1

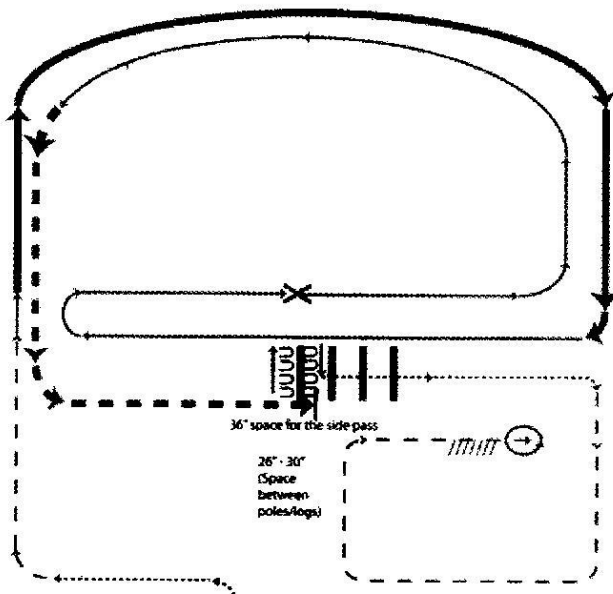
1. Walk and jog over log
2. Transition to left and lope around end
3. First line change
4. Second line change
5. Third line change
6. Fourth line change and lope around the end of arena
7. First crossing change
8. Second crossing change
9. Lope over log
10. Third crossing change
11. Fourth crossing change
12. Lope up the center, stop and back

CLASSES

2024 INDIANA PINTO FALL FINALE October 5&6

RANCH RIDING

CLASSES: 151,152



RANCH RIDING -- PATTERN #4

1. Walk
2. Trot
3. Extended lope-right lead
4. Lope-right lead
5. Change leads(simple or flying)
6. Lope left lead
7. Extended trot
8. Stop, side pass left, side pass right, 1/2 way
9. Walk over logs
10. Walk
11. Jog square
12. Stop, 360° turn left, back

CLASSES

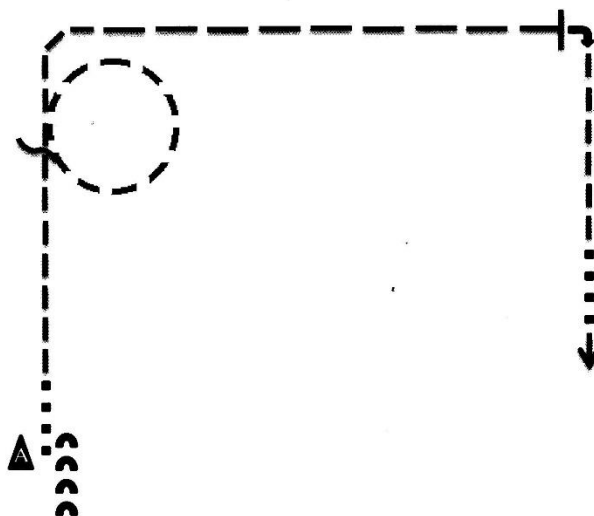
2024 INDIANA PINTO FALL FINALE October 5&6

Reinsmanship

Classes:153,154

Pony/Mini

Reinsmanship Pattern #1



1. Be ready at A, back one horse length; walk one horse length
2. Pick up a normal trot and trot a straight line
3. Slow to a collected trot and trot a circle to the right as shown
4. After the circle is complete, continue collecting the trot around a right hand turn
5. After the turn, extend the trot and trot straight across the arena
6. Stop and hesitate
7. Perform a 90° pivot and pick up a collected trot
8. Continue collecting the trot halfway to A
9. Halfway to A, break to a walk; pattern is complete

2024 INDIANA PINTO FALL FINALE October 5&6

Western Horsemanship

CLASSES 184, 189-195

HORSEMANSHIP YA - A M
1 2 6 , 1 2 8 , 1 2 9 , 1 3 0 & 1 3 1

BACK 5 STEPS, EXECUTE A 270° TURN
TO THE LEFT ON THE HAUNCHES

