

# 2024 INDIANA PINTO HOOSIER CLASSIC



Note: This Pattern Book is offered for your convenience. It is the exhibitor's responsibility to check the official patterns posted prior to showing for any last minute corrections.

9/9/2024 Revised RLRM

# 2024 INDIANA PINTO HOOSIER CLASSIC

## WESTERN SHOWMANSHIP

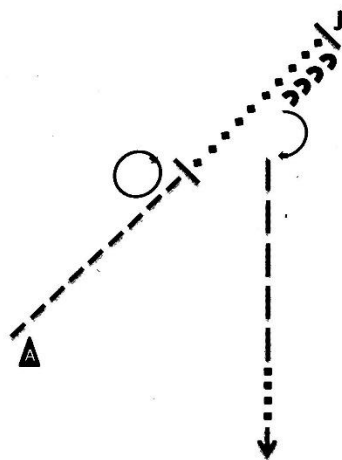
CLASSES: 34,35,36,37,38, 41,42, 43, 48,49

## WESTERN SHOWMANSHIP WALK-TROT

CLASSES: 39,40 **Amateur WALK ONLY;**

CLASSES: 44,45,46,47,50 W/T

Showmanship Pattern #6



1. Be ready at A, trot in a straight line as shown
2. Once halfway to the Judge, stop and perform a 360° pivot
3. Continue at a walk to the Judge
4. Stop and set up for inspection
5. Once dismissed, back one horse length
6. Perform a 135° pivot
7. Extend the trot until even with A
8. Once even with A, break to a walk for one horse length
9. Pattern is complete, exit at a walk

Classes 39,40 only \* 1. Extended walk

- 7. extended walk.

# 2024 INDIANA PINTO HOOSIER CLASSIC

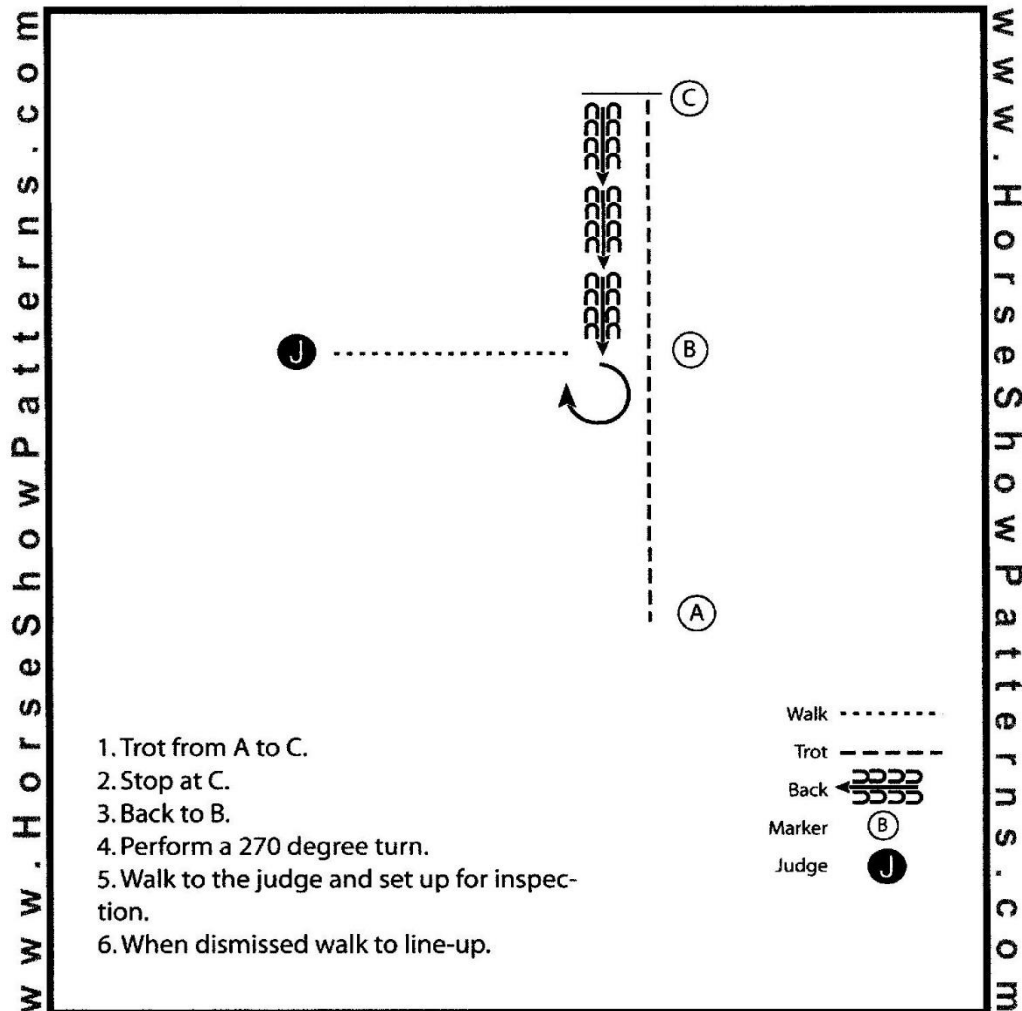
English SHOWMANSHIP

CLASSES 51,52,53,54,57,58,59

CLASSES: 55,56 **Amateur WALK ONLY**

CLASSES: 60,61,62,63 YOUTH W/T

## Showmanship



Pattern Provided by:

*Indiana Pinto*

©2022 HorseShowPatterns.com. All Rights Reserved.

Classes 55&56 ONLY \* 1. Walk A -B; Extended walk B-C

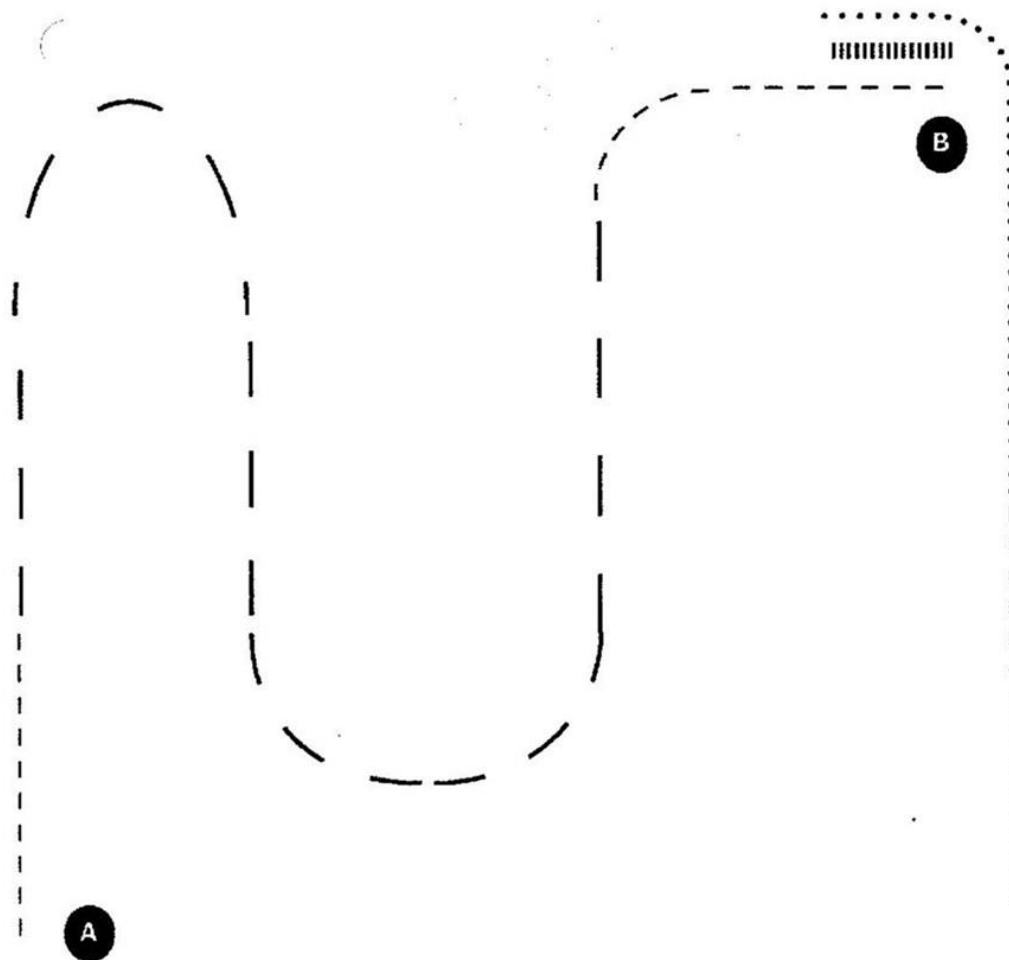
# 2024 INDIANA PINTO HOOSIER CLASSIC

## WALK/ TROT ENGLISH EQUITATION

CLASSES:88,89,90,91,95,96

### Instructions

1. Start at A sitting trot
2. Trot using correct diagonals.
3. Sitting trot to B
4. Stop, back at least one horse length
5. Walk
6. Sitting trot to exit



Walk . . . . .

Sitting Trot - - - - -

Trot - - -

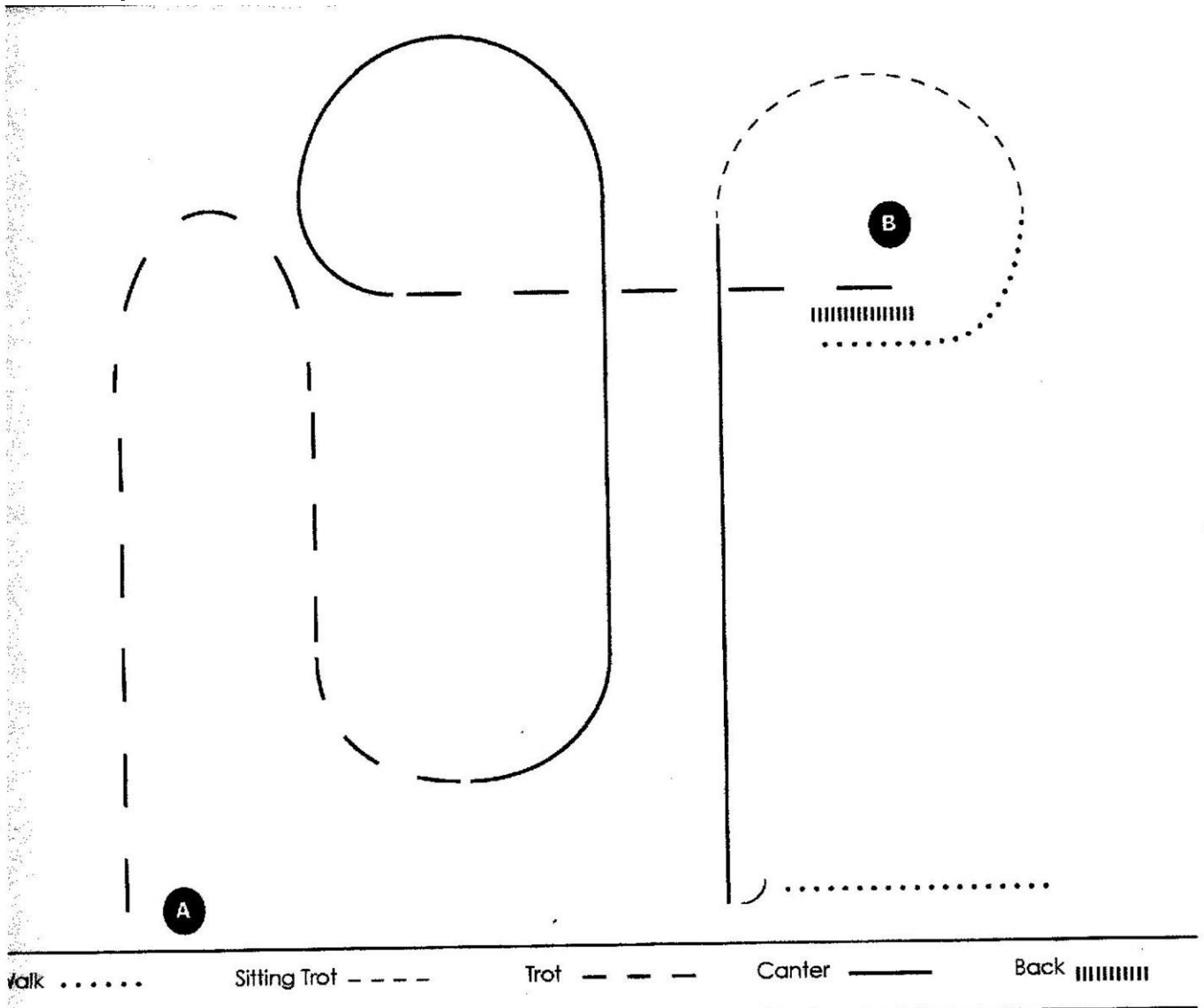
Back |||||

# 2024 INDIANA PINTO HOOSIER CLASSIC ENGLISH EQUITATION

CLASSES: 92,93,94,97,98,99

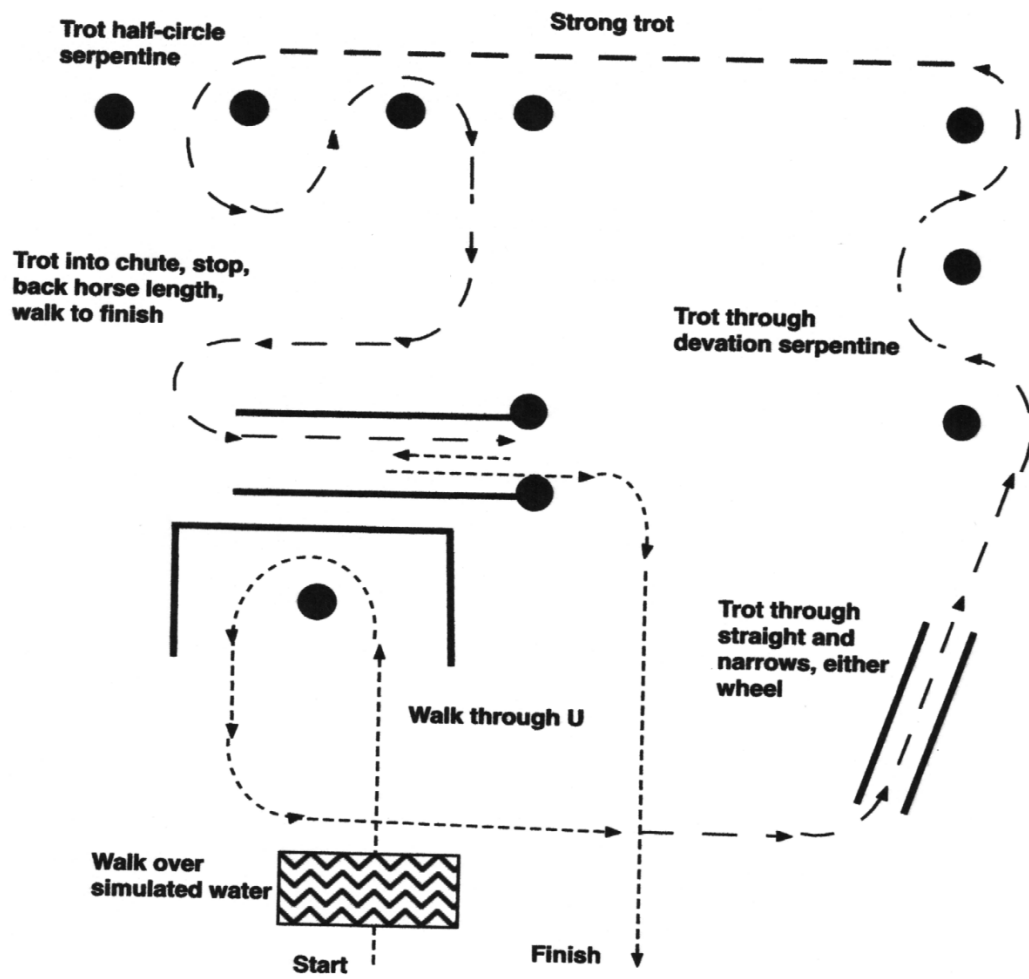
## Instructions

1. Start at A Trot using correct diagonals
2. Canter, left lead
3. Trot right diagonal to B
4. Stop, Back at least one horse length.
5. Walk, sitting trot
6. Canter right lead
7. Stop, exercise  $\frac{3}{4}$  turn on the forehand, walk to exit



# 2024 INDIANA PINTO HOOSIER CLASSIC

## OBSTACLE DRIVING CLASSES: 109-112



# 2024 INDIANA PINTO HOOSIER CLASSIC

CLASS: 121 Mini Barrel race

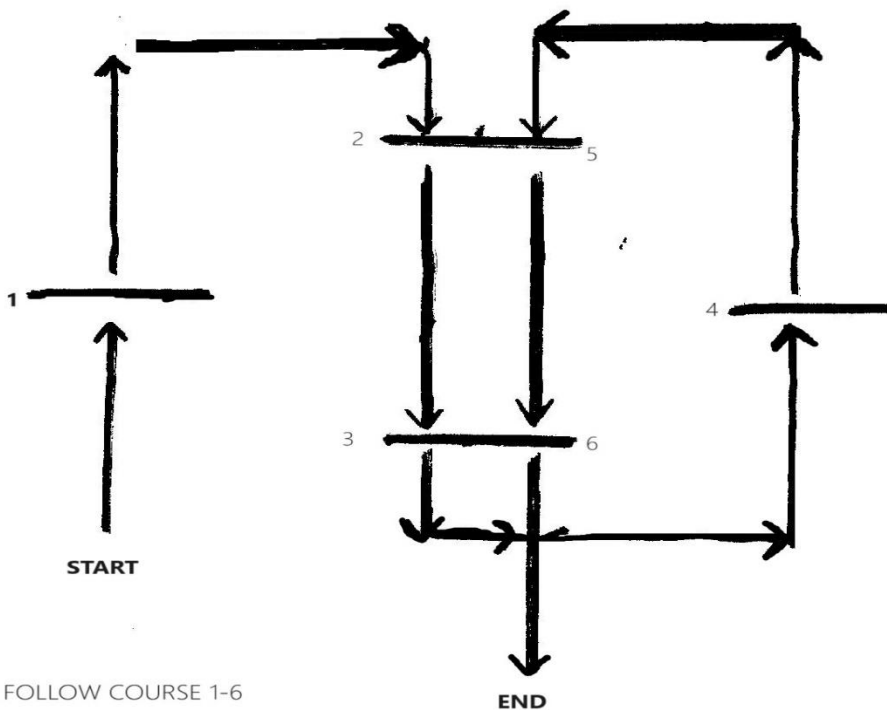
CLASS: 122 Mini Stake Race

Will follow rules in 2024-25 IPtHA RULE BOOK PAGES 166- 169

# 2024 INDIANA PINTO HOOSIER CLASSIC

## HUNTER OVER FENCES- IN HAND CLASSES: 123-126

### HUNTER-OVER-FENCES

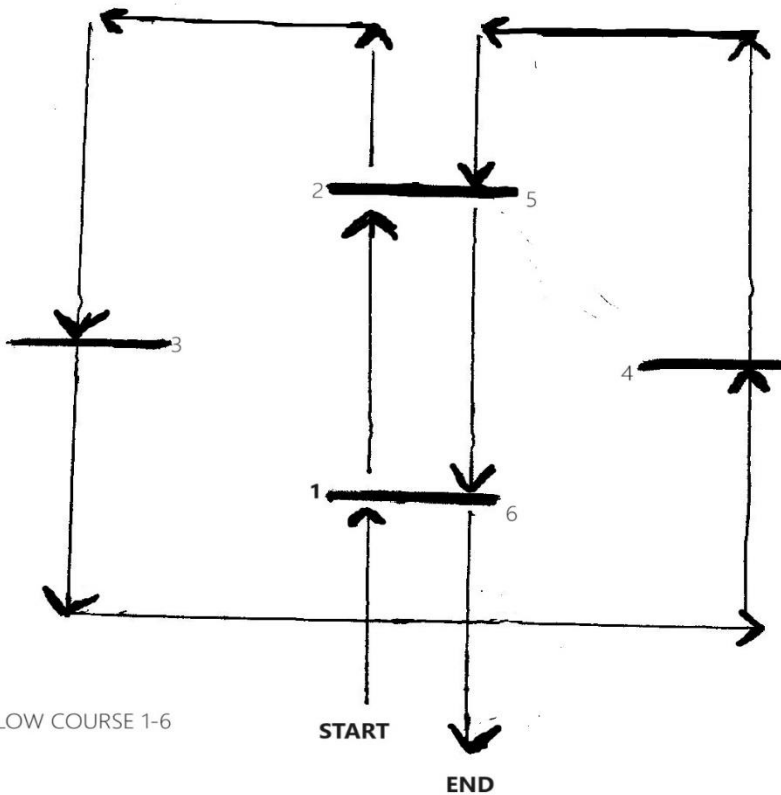




# 2024 INDIANA PINTO HOOSIER CLASSIC

CLASSES: 127-130

## JUMPING-IN-HAND

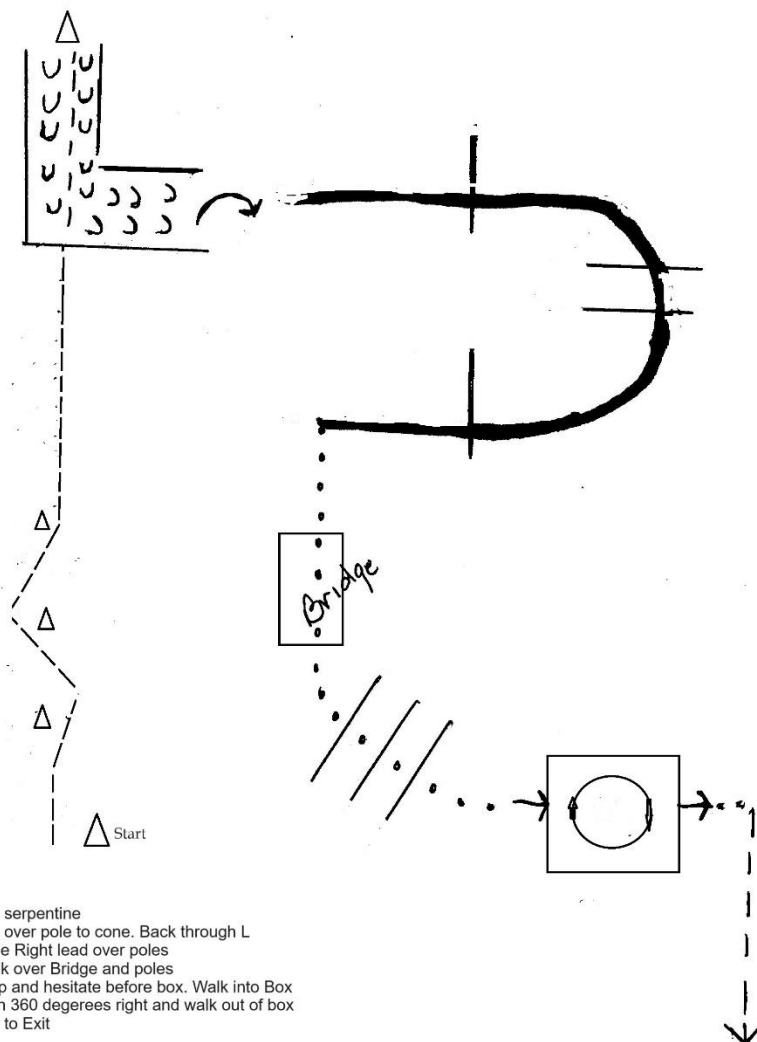


# 2024 INDIANA PINTO HOOSIER CLASSIC

TRAIL in HAND & WALK/TROT

CLASSES: 131-136; 142,146,147

TRAIL CLASSES: 137-141,143,144,145,148,149

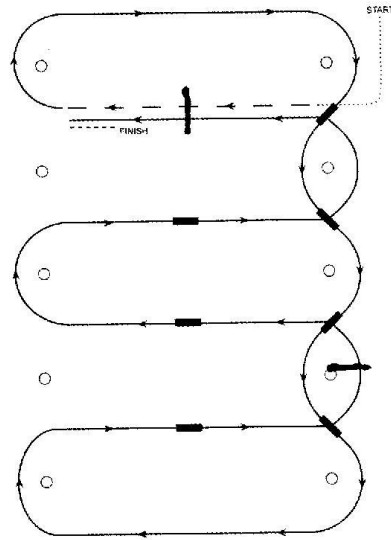


- 1 Jog serpentine
- 2 Jog over pole to cone. Back through L
- 3 Lope Right lead over poles
- 4 Walk over Bridge and poles
- 5 Stop and hesitate before box. Walk into Box
- 6 Turn 360 degrees right and walk out of box
- 7 Jog to Exit

Walk/Trot and In-Hand Classes will Jog where is says Lope

# 2024 INDIANA PINTO HOOSIER CLASSIC

## WESTERN RIDING CLASS 150



CLASSES

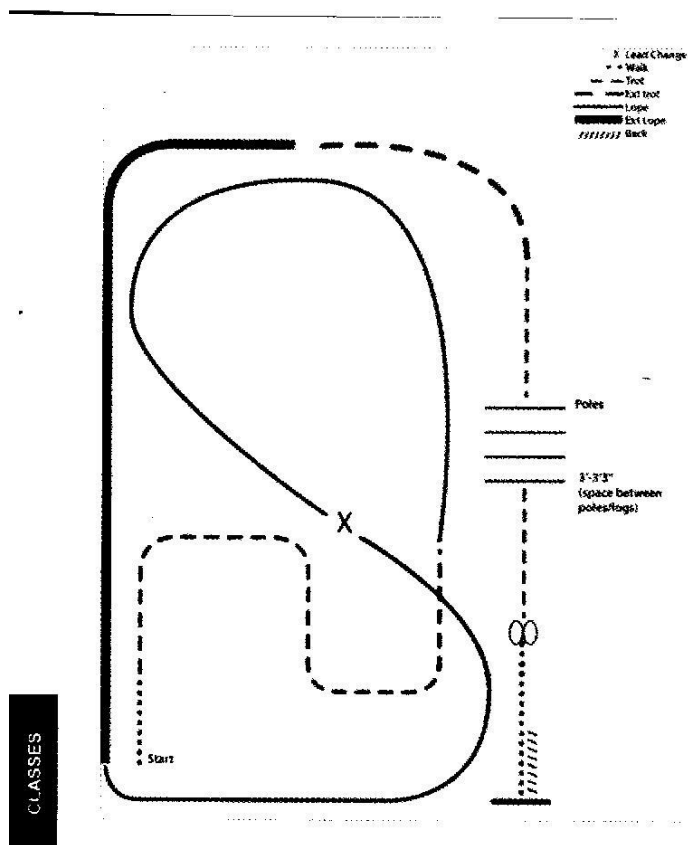
### WESTERN RIDING PATTERN #4

1. Walk, transition to jog, jog over log
2. Transition to right lead lope
3. First line change
4. Second line change
5. Third line change
6. Fourth line change
7. First crossing change
8. Second crossing change
9. Third crossing change
10. Lope over log
11. Lope, stop & back

# 2024 INDIANA PINTO HOOSIER CLASSIC

## RANCH RIDING

CLASSES: 151,152



CLASSES

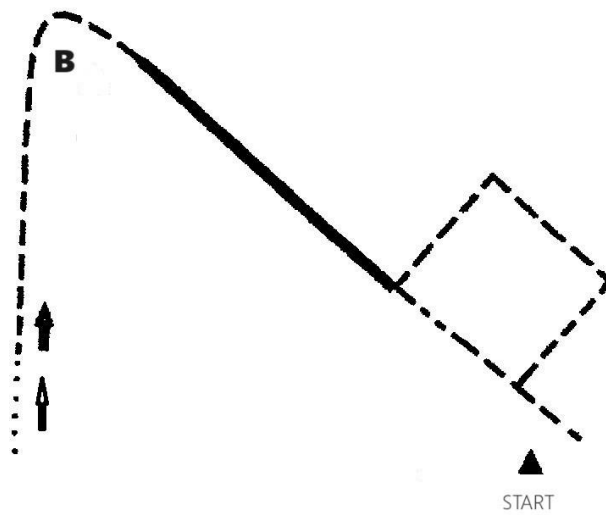
### RANCH RIDING -- PATTERN #3

1. Walk
2. Trot serpentine
3. Lope left lead around the end of the arena and then diagonally across the arena
4. Change leads (simple or flying) and
5. Lope on the right lead around end of the arena
6. Extend lope on the straight away and around corner to the center of the arena
7. Extend trot around corner of the arena
8. Collect to a trot
9. Jog over poles
10. Stop, do 360° turn each direction (either direction 1st) (L-R or R-L)
11. Walk, stop and back

# 2024 INDIANA PINTO HOOSIER CLASSIC

Classes:153,154

## REINSMANSHIP EQUITATION



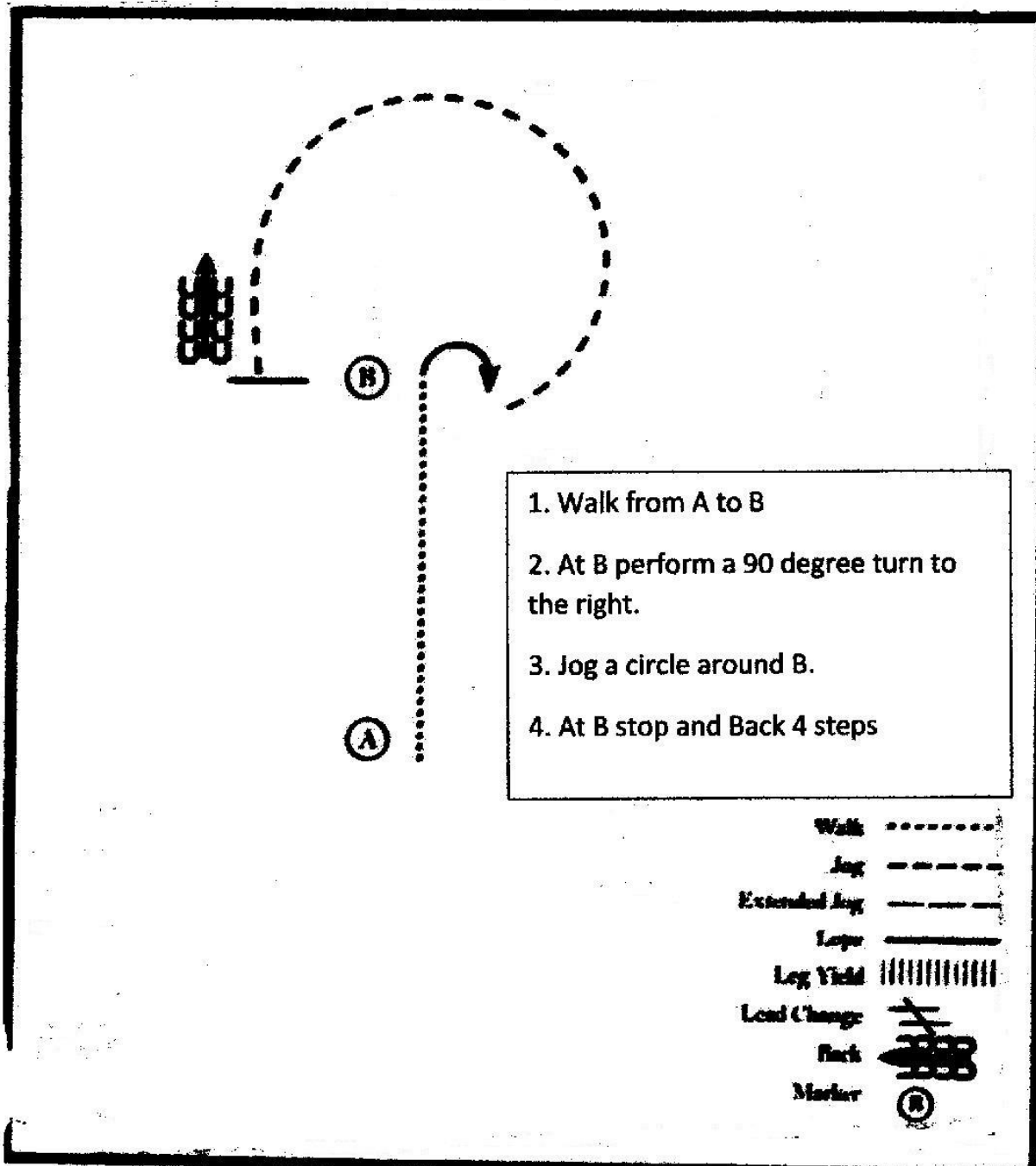
1. Start at a working-trot complete a square to the right.
2. Once completed, pick up a strong trot to cone B.
3. Continue at a slow trot
4. Stop, Back 4 steps.
- 5 Exit at a walk

working trot - - - - -  
strong trot \_\_\_\_\_  
walk . . . . .  
back →

# 2024 INDIANA PINTO HOOSIER CLASSIC

CLASSES: 185-188, 196, 197

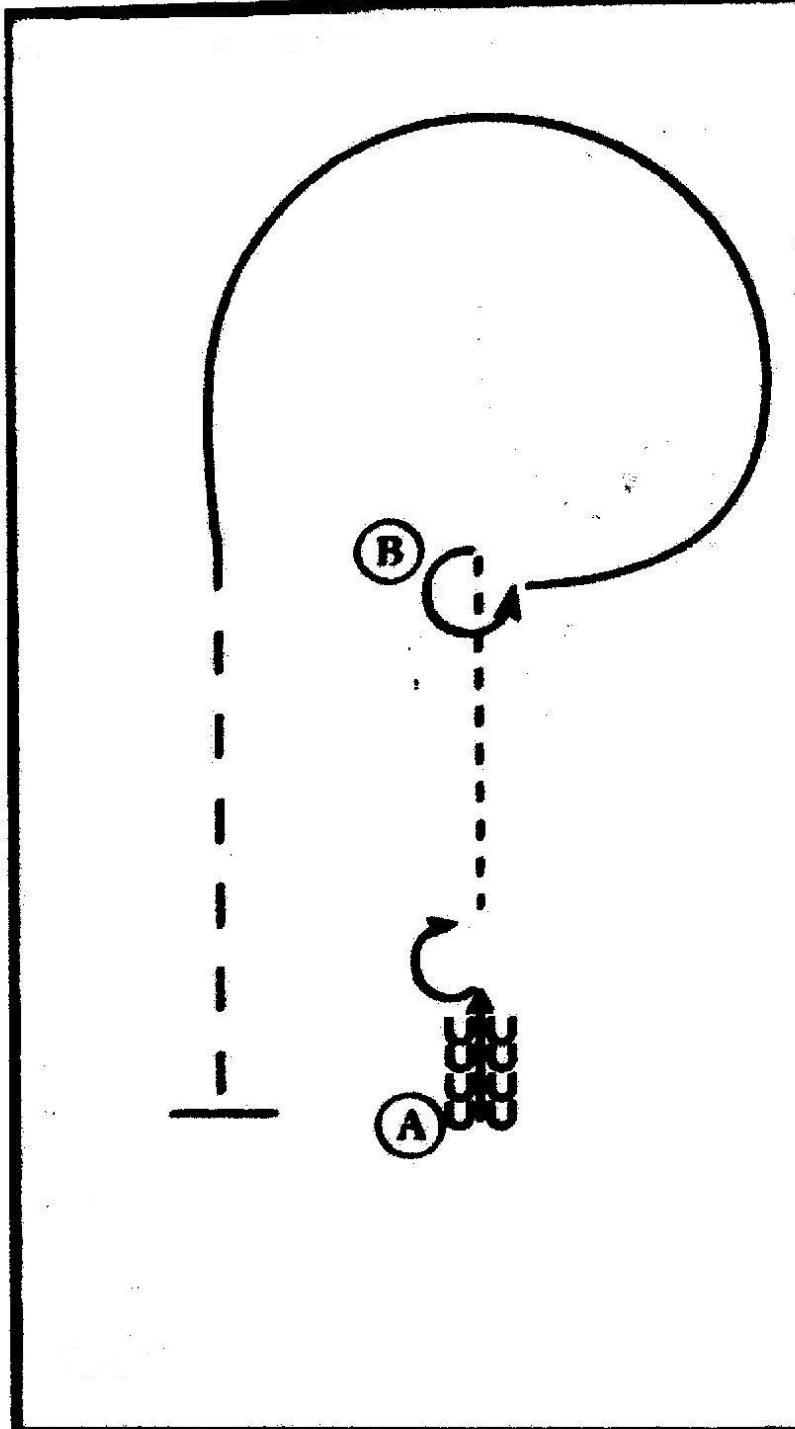
## YA/AM W/T Western HORSEMANSHIP



# 2024 INDIANA PINTO HOOSIER CLASSIC

CLASSES 184, 189-195

## YA/AM WESTERN HORSEMANSHIP



1. Back 4 Steps at A.
2. Perform a 180 degree turn to the right.
3. Jog to B.
4. At B perform a 270 degree turn to the left.
5. Lope a circle around B on the left lead.
6. At B extend the jog to A.
7. Stop at A. Walk to exit

Walk	.....
Jog	- - - - -
Extended Jog	- - - - -
Lope	—————
Leg Yield	
Lead Change	↖ ↗
Back	⊖
Marker	⊙
Sidpass	← →