

2025 SPRING PATTERN BOOK



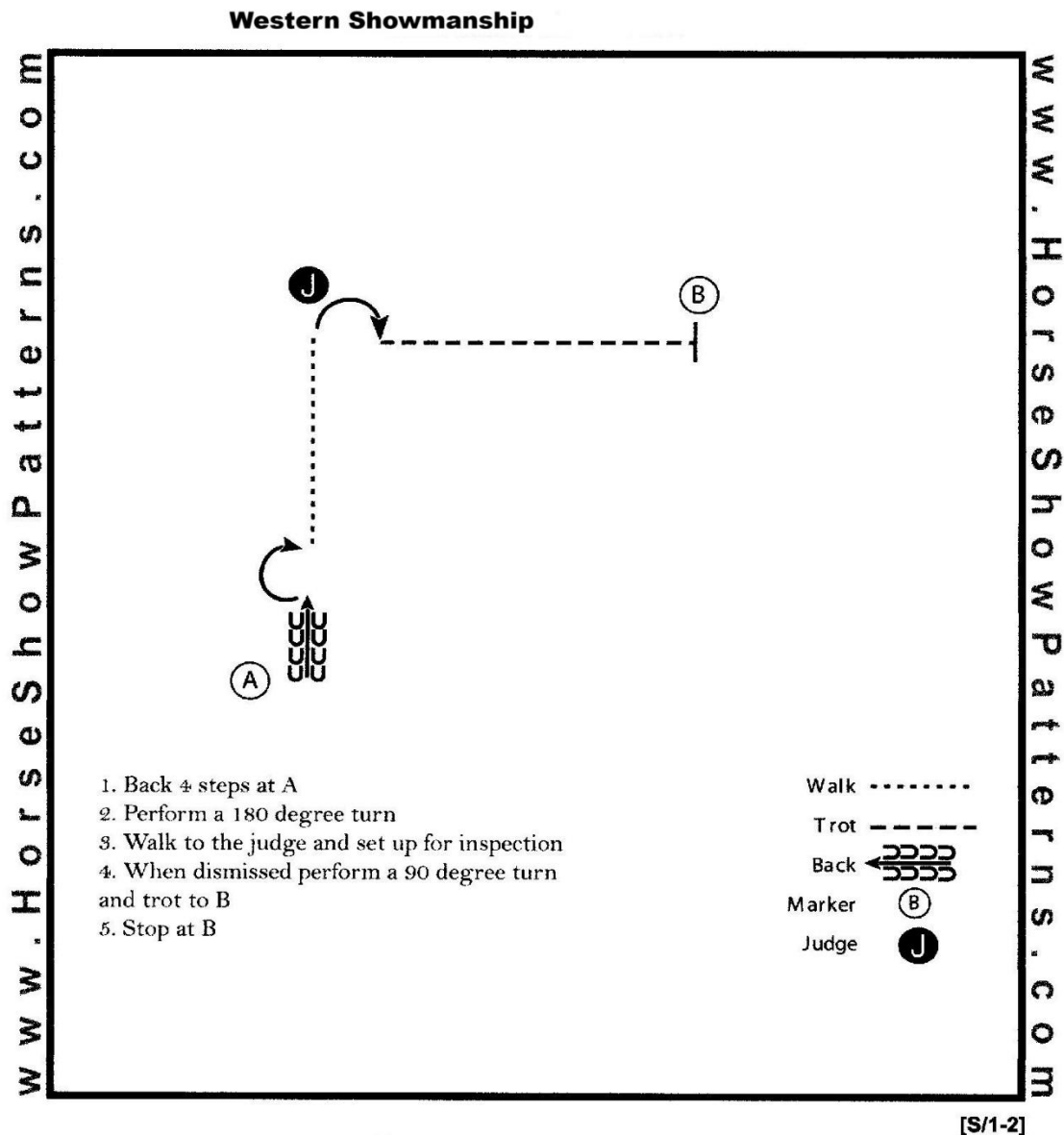
Note: This pattern book is offered for your convenience. It is the exhibitor's responsibility to check the official patterns posted; prior to showing for any last minute corrections.

3/3/2025 revised BLM

2025 SPRING PATTERN BOOK

CLASSES 34-45; 48-49

WESTERN SHOWMANSHIP

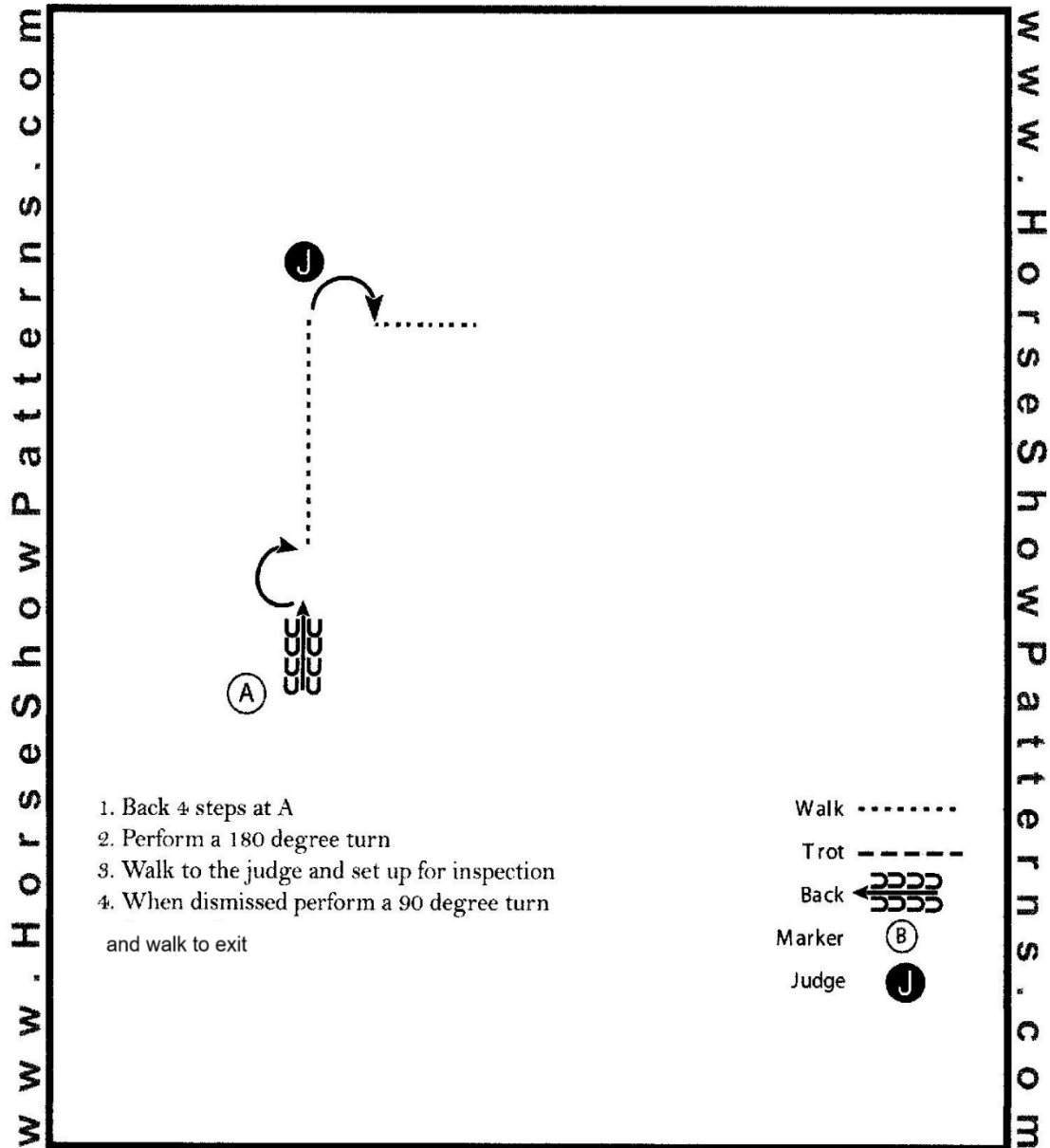


Pattern Provided by:
Indiana Pinto

2025 SPRING PATTERN BOOK

CLASSES 46 & 47

AM Showmanship¹ Walk Trot walk only

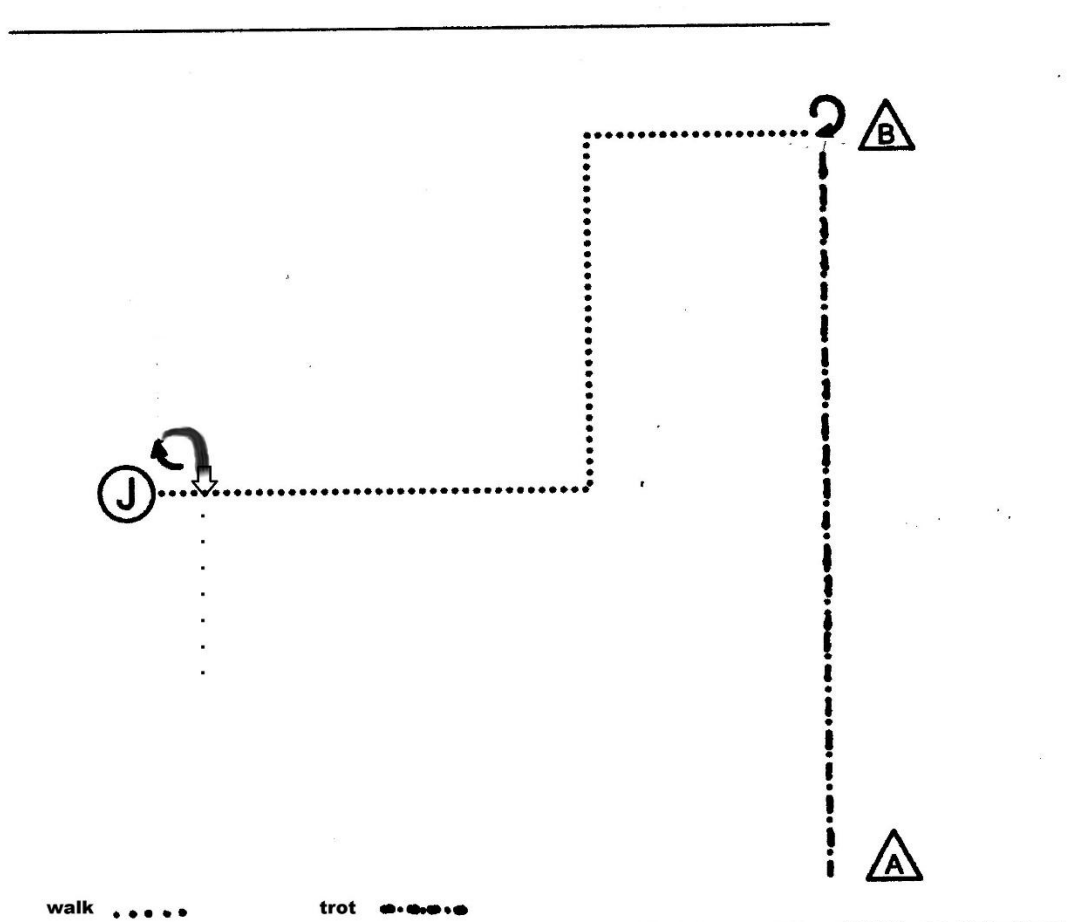


[S/1-2]

Pattern Provided by:
Indiana Pinto

2025 SPRING PATTERN BOOK

CLASSES 51-55; 57-63 ENGLISH SHOWMANSHIP

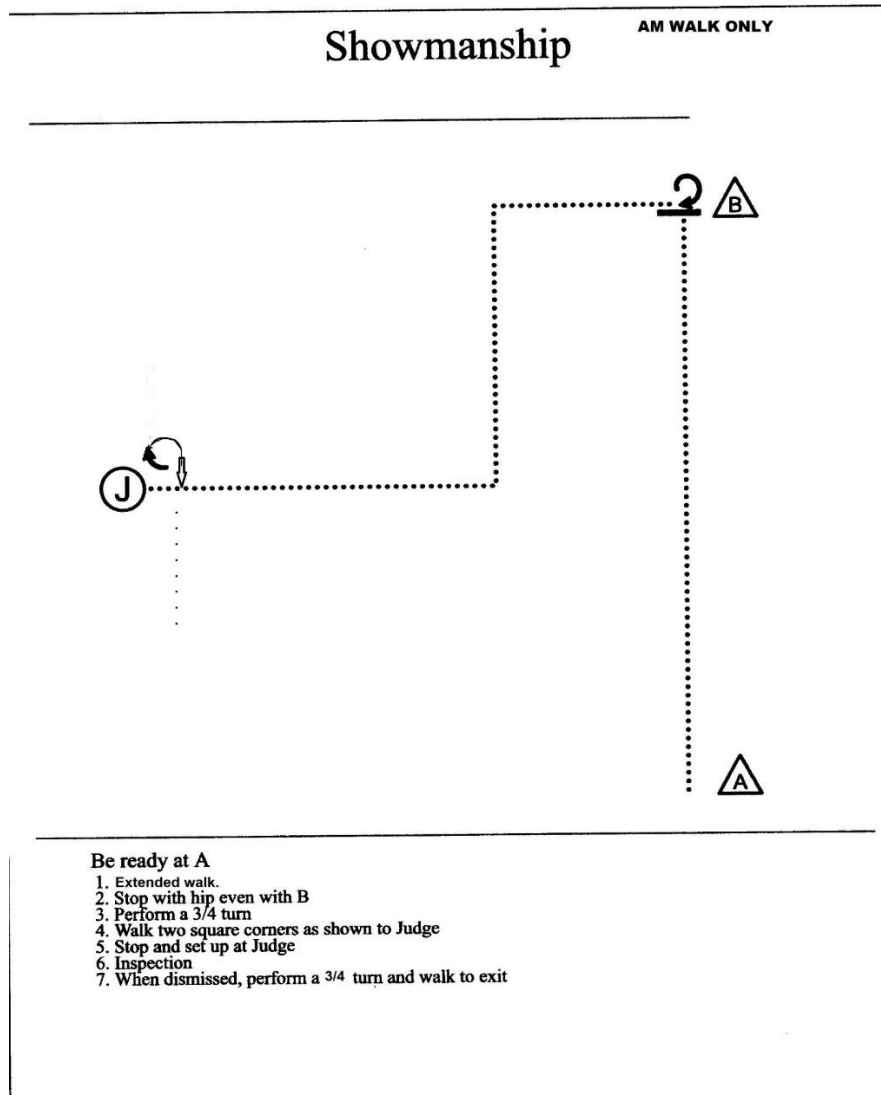


Be ready at A

1. Trot
2. Stop with hip even with B
3. Perform a 3/4 turn
4. Walk two square corners as shown to Judge
5. Stop and set up at Judge
6. Inspection
7. When dismissed, perform a 3/4 turn and walk to exit

2025 SPRING PATTERN BOOK

CLASSES 55 & 56 Amateur Walk Trot English

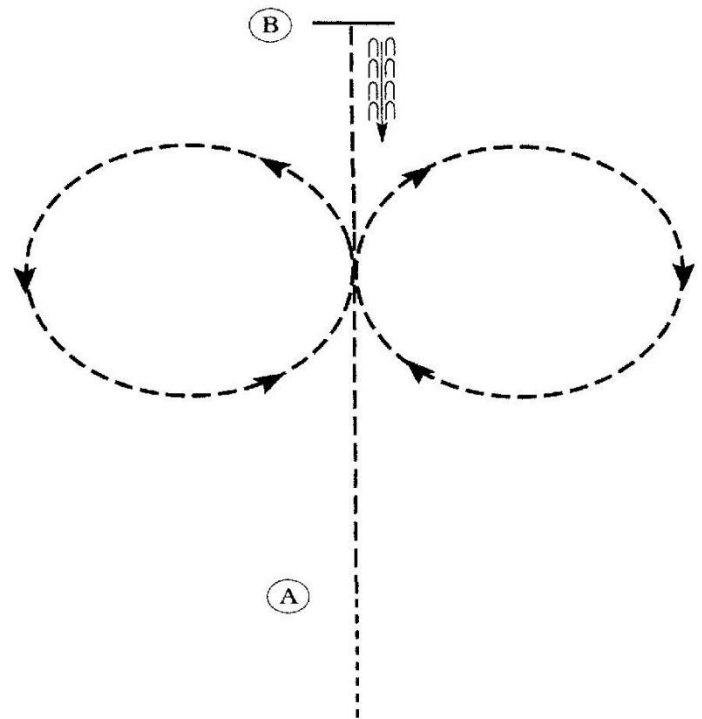


2025 SPRING PATTERN BOOK

CLASSES 88-93 Walk-trot Equitation

Hunt Seat Equitation

www.HorseShowPatterns.com



1. Walk to A.
2. At A sitting trot towards B.
3. When halfway to B posting trot circle to the right followed by a posting trot circle to the left.
4. Continue the posting trot to B.
5. At B stop and back approximately one horse length.

Walk - - - - -
Trot - - - - -
Extended Trot - - - - -
Canter - - - - -
Leg Yield |||||
Lead Change / / / / /
Back < < < < <
Marker (B)
Sidepass < - - - - >
Hand Gallop - - - - -

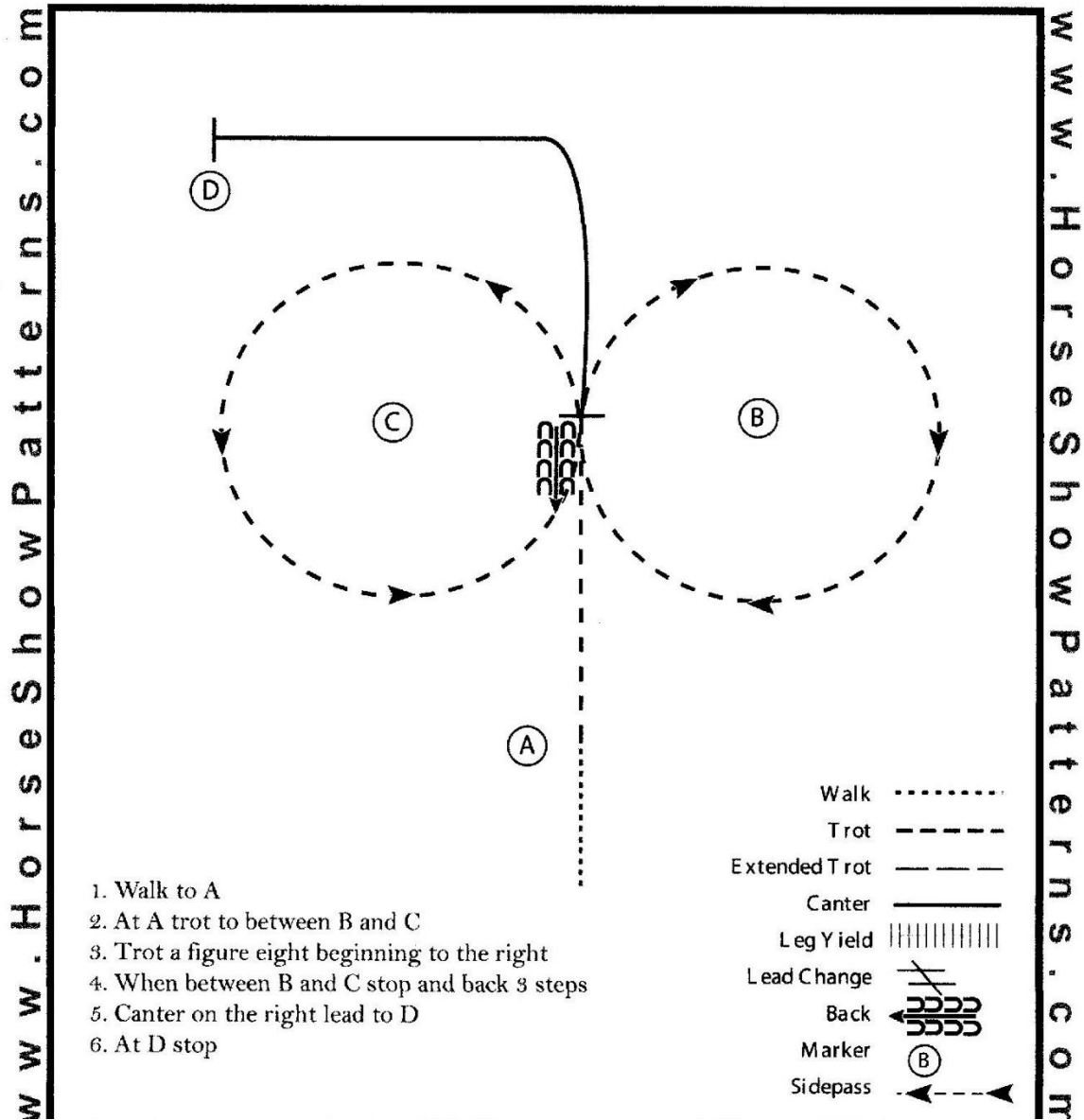
www.HorseShowPatterns.com

[HSE/WT-4]

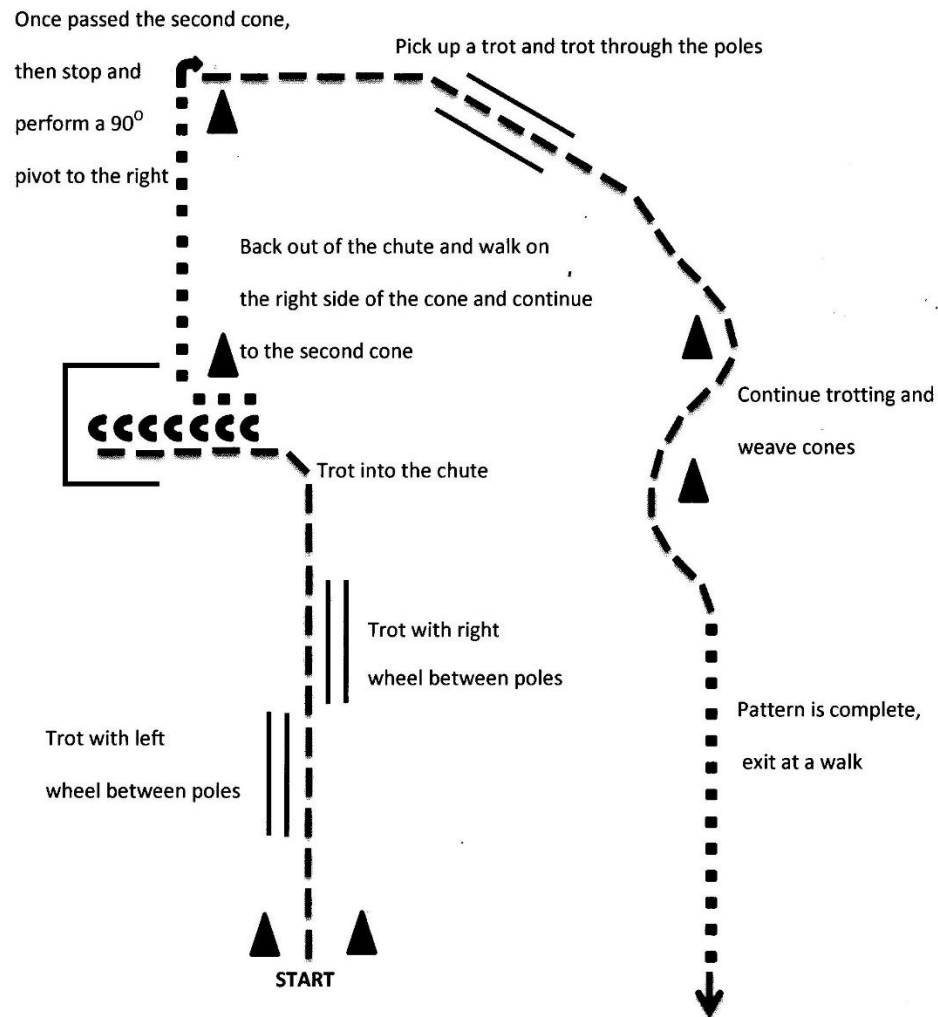
Pattern Provided by:

2025 SPRING PATTERN BOOK

CLASSES 94-99 English Equitation



1. *Phragmites australis*
 2. *Phragmites australis*
 3. *Phragmites australis*
 4. *Phragmites australis*
 5. *Phragmites australis*
 6. *Phragmites australis*
 7. *Phragmites australis*
 8. *Phragmites australis*
 9. *Phragmites australis*
 10. *Phragmites australis*
 11. *Phragmites australis*
 12. *Phragmites australis*
 13. *Phragmites australis*
 14. *Phragmites australis*
 15. *Phragmites australis*
 16. *Phragmites australis*
 17. *Phragmites australis*
 18. *Phragmites australis*
 19. *Phragmites australis*
 20. *Phragmites australis*
 21. *Phragmites australis*
 22. *Phragmites australis*
 23. *Phragmites australis*
 24. *Phragmites australis*
 25. *Phragmites australis*
 26. *Phragmites australis*
 27. *Phragmites australis*
 28. *Phragmites australis*
 29. *Phragmites australis*
 30. *Phragmites australis*
 31. *Phragmites australis*
 32. *Phragmites australis*
 33. *Phragmites australis*
 34. *Phragmites australis*
 35. *Phragmites australis*
 36. *Phragmites australis*
 37. *Phragmites australis*
 38. *Phragmites australis*
 39. *Phragmites australis*
 40. *Phragmites australis*
 41. *Phragmites australis*
 42. *Phragmites australis*
 43. *Phragmites australis*
 44. *Phragmites australis*
 45. *Phragmites australis*
 46. *Phragmites australis*
 47. *Phragmites australis*
 48. *Phragmites australis*
 49. *Phragmites australis*
 50. *Phragmites australis*
 51. *Phragmites australis*
 52. *Phragmites australis*
 53. *Phragmites australis*
 54. *Phragmites australis*
 55. *Phragmites australis*
 56. *Phragmites australis*
 57. *Phragmites australis*
 58. *Phragmites australis*
 59. *Phragmites australis*
 60. *Phragmites australis*
 61. *Phragmites australis*
 62. *Phragmites australis*
 63. *Phragmites australis*
 64. *Phragmites australis*
 65. *Phragmites australis*
 66. *Phragmites australis*
 67. *Phragmites australis*
 68. *Phragmites australis*
 69. *Phragmites australis*
 70. *Phragmites australis*
 71. *Phragmites australis*
 72. *Phragmites australis*
 73. *Phragmites australis*
 74. *Phragmites australis*
 75. *Phragmites australis*
 76. *Phragmites australis*
 77. *Phragmites australis*
 78. *Phragmites australis*
 79. *Phragmites australis*
 80. *Phragmites australis*
 81. *Phragmites australis*
 82. *Phragmites australis*
 83. *Phragmites australis*
 84. *Phragmites australis*
 85. *Phragmites australis*
 86. *Phragmites australis*
 87. *Phragmites australis*
 88. *Phragmites australis*
 89. *Phragmites australis*
 90. *Phragmites australis*
 91. *Phragmites australis*
 92. *Phragmites australis*
 93. *Phragmites australis*
 94. *Phragmites australis*
 95. *Phragmites australis*
 96. *Phragmites australis*
 97. *Phragmites australis*
 98. *Phragmites australis*
 99. *Phragmites australis*
 100. *Phragmites australis*



2025 SPRING PATTERN BOOK

Class 121 Mini Barrel Race will follow 2025 Official rule book page 165.

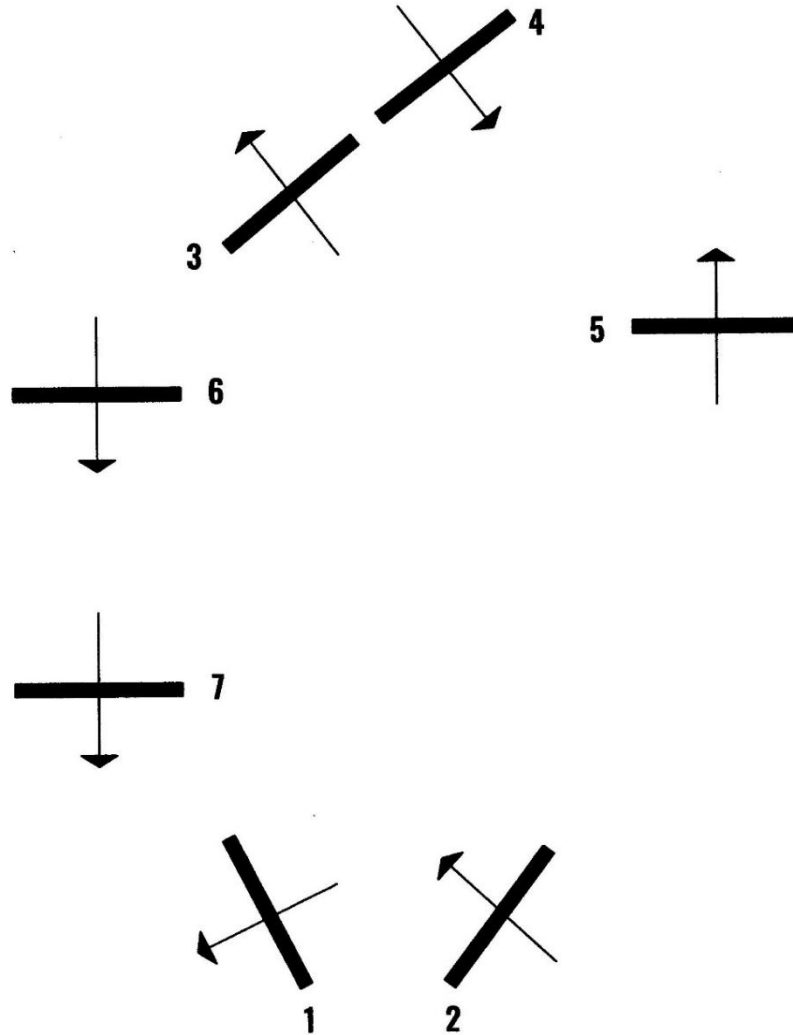
Class 122 Mini Stake Race will follow 2025 Official rule book page 167

Obstacles set up in Jordan arena Saturday night are for the ground crew to check correctness for patterns Sunday morning. As a courtesy we allow exhibitors to practice any of the equipment as they deem necessary.

No practice after the course is set Sunday morning.

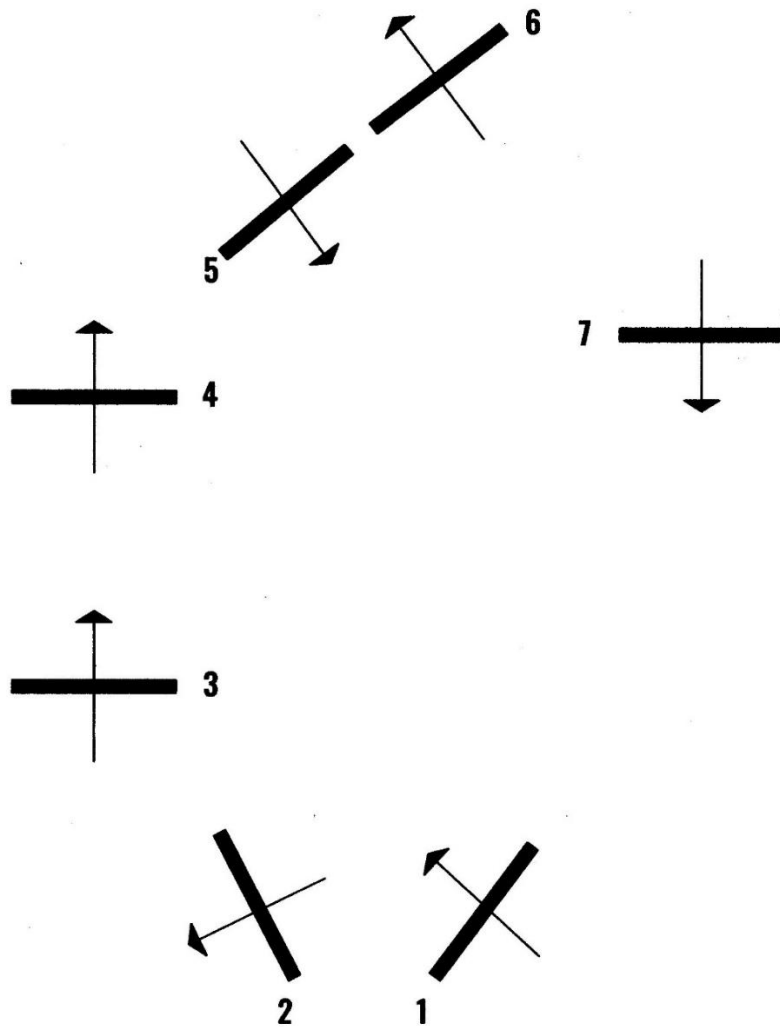
2025 SPRING PATTERN BOOK

Classes 123-126 Hunter Over Fences



2025 SPRING PATTERN BOOK

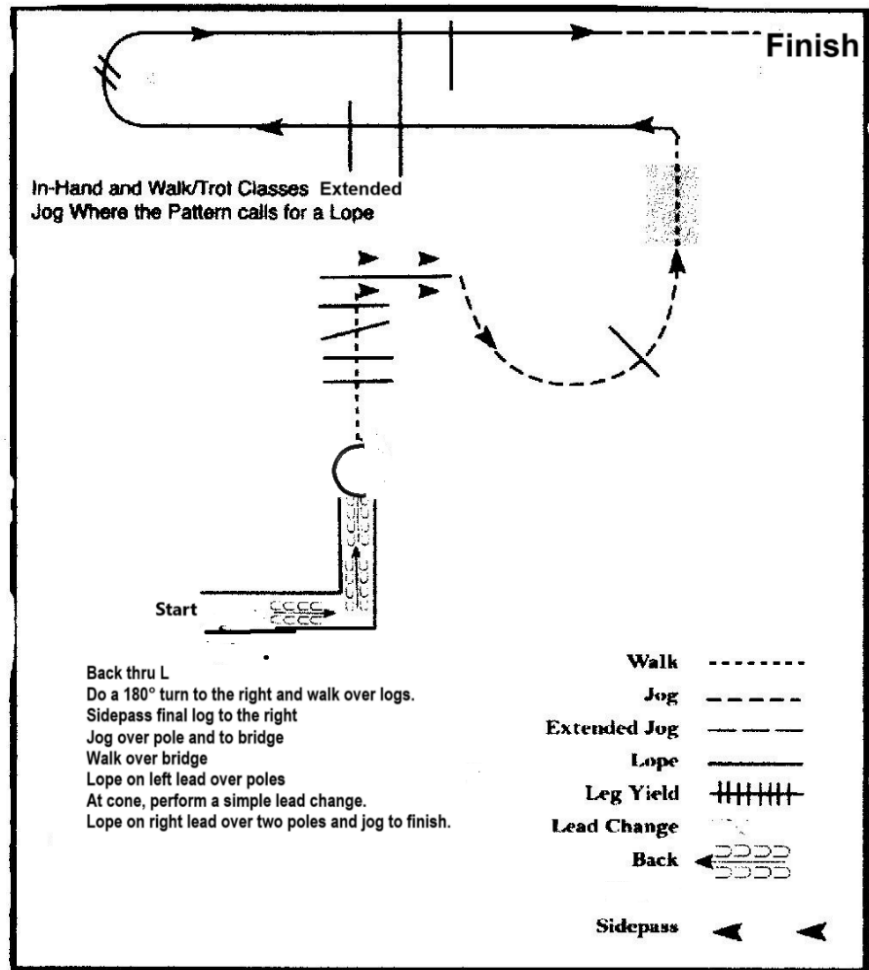
Classes 127-130 Jumping in Hand



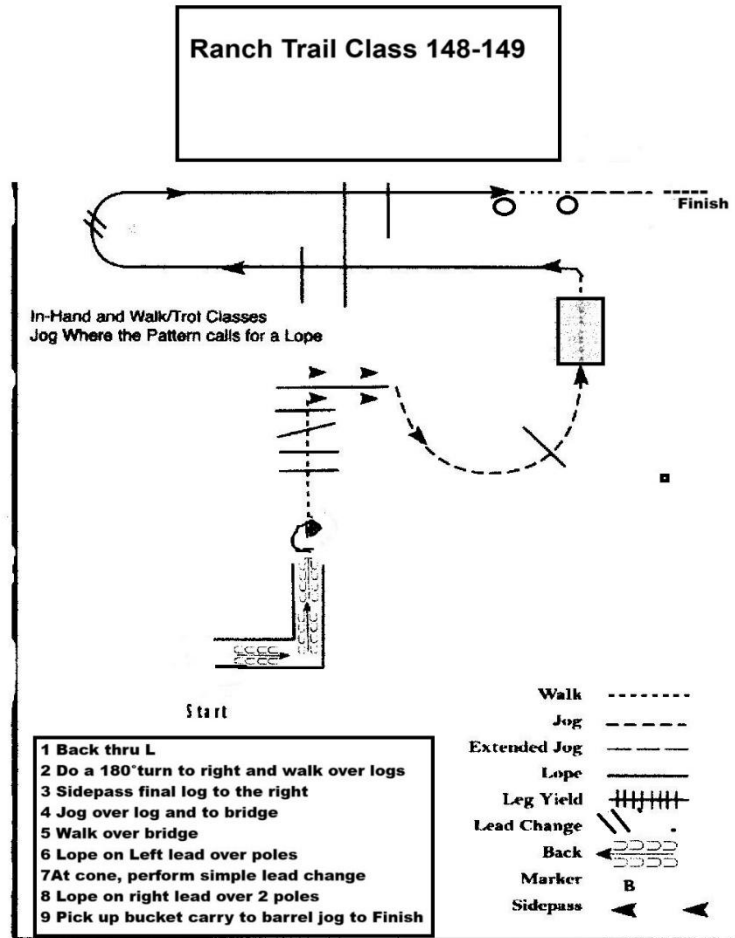
2025 SPRING PATTERN BOOK

Classes 131-147 Trail classes

Trail ~ Trail-In-Hand All Classes



2025 SPRING PATTERN BOOK



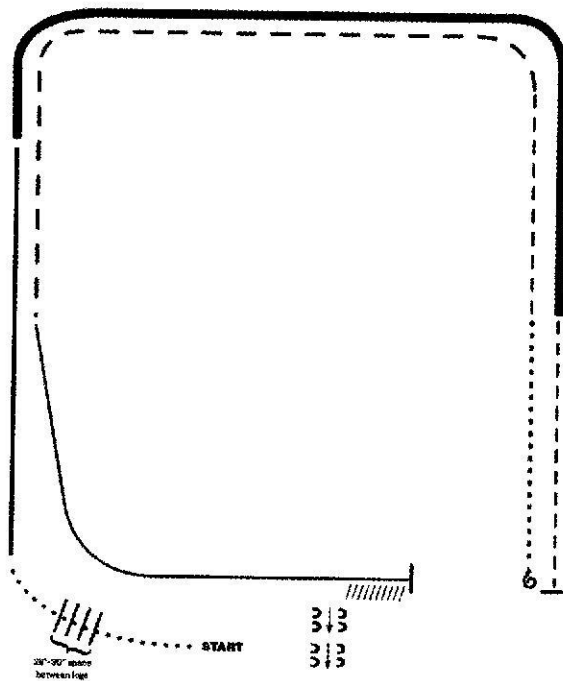
Class 150. Western Riding Pattern #4 page 134; 2025
Official rule Book



1. Walk, transition to jog, jog over log
2. Transition to right lead lope
3. First line change
4. Second line change
5. Third line change
6. Fourth line change
7. First crossing change
8. Second crossing change
9. Third crossing change
10. Lope over log
11. Lope, stop & back

2025 SPRING PATTERN BOOK

Classes 151-152 Ranch Riding; pattern #6 page 194
of 2025 Official rule Book



RANCH RIDING – PATTERN #6

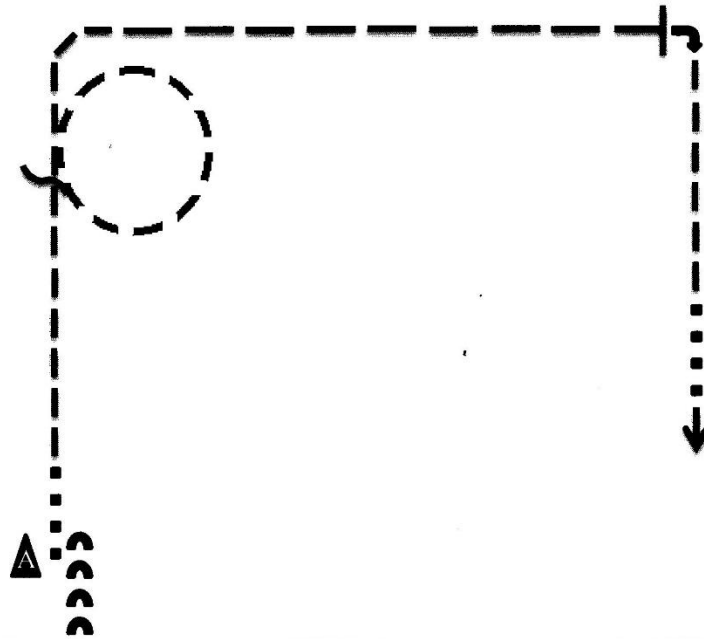
1. Walk
2. Walk over logs
3. Lope right lead
4. Extended lope (right lead)
5. Trot
6. Stop, 1 1/2 turns right
7. Walk
8. Trot
9. Extended trot
10. Lope left lead
11. Stop and Back
12. Side pass right

2025 SPRING PATTERN BOOK

Classes 153-154 Reinsmanship Driving

Pony/Mini

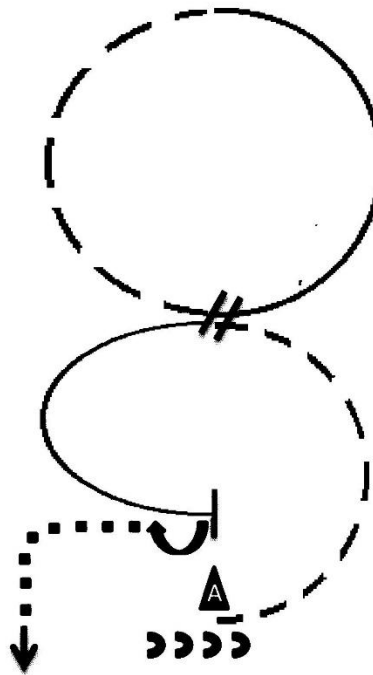
Reinsmanship Pattern #1



1. Be ready at A, back one horse length; walk one horse length
2. Pick up a normal trot and trot a straight line
3. Slow to a collected trot and trot a circle to the right as shown
4. After the circle is complete, continue collecting the trot around a right hand turn
5. After the turn, extend the trot and trot straight across the arena
6. Stop and hesitate
7. Perform a 90° pivot and pick up a collected trot
8. Continue collecting the trot halfway to A
9. Halfway to A, break to a walk; pattern is complete

2025 SPRING PATTERN BOOK

Classes 188 & 189; 196-201 Western Horsemanship



1. Be ready at A, back one horse length
2. Pick up a jog and jog a left half circle as shown
3. In center, extend the jog and jog a right half circle
4. In the center at the top of the circle, pick up a right lead lope and lope a right half circle
5. Once back at center, perform a lead change and lope a small left half circle as shown
6. Once the final half circle is complete, stop and perform a 180° right hindquarter pivot
7. Walk a curve to the left; once passed A, pattern is complete

2025 SPRING PATTERN BOOK

Classes 190-195 Walk-trot Western Horsemanship

WESTERN HORSEMANSHIP W-T

